

**INSTITUTE OF GEOPHYSICS  
POLISH ACADEMY OF SCIENCES**

**PUBLICATIONS  
OF THE INSTITUTE OF GEOPHYSICS  
POLISH ACADEMY OF SCIENCES**

**C-107 (417)**

**RESULTS OF GEOMAGNETIC OBSERVATIONS  
BELSK, HEL, HORNSUND  
2013**

WARSZAWA 2015

**INSTITUTE OF GEOPHYSICS  
POLISH ACADEMY OF SCIENCES**

**PUBLICATIONS  
OF THE INSTITUTE OF GEOPHYSICS  
POLISH ACADEMY OF SCIENCES**

**C-107 (417)**

**RESULTS OF GEOMAGNETIC OBSERVATIONS  
BELSK, HEL, HORNSUND  
2013**

**Editorial note**

The Publications of the Institute of Geophysics are now mainly an internet free-access journal. Since 2010, the former Monographic Volumes are part of the GeoPlanet Series, issued by the consortium GeoPlanet (Earth and Planetary Research Centre)

WARSZAWA 2015

**Editor-in-Chief**  
Roman TEISSEYRE

**Editorial Advisory Board**

Tomasz ERNST, Maria JELEŃSKA, Andrzej KIJKO (University of Pretoria, South Africa), Zbigniew KŁOS (Space Research Center, Polish Academy of Sciences, Warsaw, Poland), Jan KOZAK (Geophysical Institute, Prague, Czech Rep.), Antonio MELONI (Istituto Nazionale di Geofisica, Rome, Italy), Hiroyuki NAGAHAMA (Tohoku University, Sendai, Japan), Kaja PIETSCH (AGH University of Science and Technology, Cracow, Poland), Zbigniew W. SORBJAN (Marquette University, Milwaukee, USA), Steve WALLIS (Heriot Watt University, Edinburgh, UK), Waclaw M. ZUBEREK (University of Silesia, Sosnowiec, Poland)

**Editors**

Janusz BORKOWSKI (Atmospheric Sciences), Jerzy JANKOWSKI (Geomagnetism), Paweł M. ROWIŃSKI (Hydrology), Anna DZIEMBOWSKA (Managing Editor)

Editorial Office  
Instytut Geofizyki Polskiej Akademii Nauk  
ul. Księcia Janusza 64, 01-452 Warszawa, Poland

© Copyright by Instytut Geofizyki Polskiej Akademii Nauk, Warszawa 2015

**Internet Edition**

**ISBN 978-83-88765-93-3**

**ISSN 2299-8020**

"Publications of the Institute of Geophysics, Polish Academy of Sciences"  
has been issued in the following series:

- A – Physics of the Earth's Interior
- B – Seismology
- C – Geomagnetism
- D – Physics of the Atmosphere
- E – Hydrology (formerly Water Resources)
- M – Miscellanea

Since 2010, we are mostly restricted to Internet Editions.

**PUBLICATIONS OF THE INSTITUTE OF GEOPHYSICS  
POLISH ACADEMY OF SCIENCES  
C. Geomagnetism**

**List of latest issues.**

**C-99 (398)** Monographic Volume: XII IAGA Workshop on Geomagnetic Observatory Instruments, Data Acquisition and Processing, Belsk, 19-24 June 2006.

**C-100 (402)** Results of geomagnetic observations, Belsk, Hel, Hornsund, 2006.

**C-101 (408)** Results of geomagnetic observations, Belsk, Hel, Hornsund, 2007.

**C-102 (409)** Results of geomagnetic observations, Belsk, Hel, Hornsund, 2008.

**C-103 (413) (Internet Edition)** Results of geomagnetic observations, Belsk, Hel, Hornsund, 2009

**C-104 (414) (Internet Edition)** Results of geomagnetic observations, Belsk, Hel, Hornsund, 2010

**C-105 (415) (Internet Edition)** Results of geomagnetic observations, Belsk, Hel, Hornsund, 2011

**C-106 (416) (Internet Edition)** Results of geomagnetic observations, Belsk, Hel, Hornsund, 2012

ISBN 978-83-88765-93-3

Full texts of all the papers, with color versions of the figures, are available on the Institute's homepage.

**Results of Geomagnetic Observations  
Belsk, Hel, Hornsund,  
2013**

Mariusz NESKA, Jan REDA, Stanisław WÓJCIK and Paweł Czubak

Institute of Geophysics, Polish Academy of Sciences  
ul. Księcia Janusza 64, 01-452 Warszawa, Poland

## **1. INTRODUCTION**

This publication contains basic information on geomagnetic observations carried out in 2013 in three Polish geophysical observatories: Belsk (BEL), Hel (HLP), and Hornsund (HRN). All these observatories belong to the Institute of Geophysics, Polish Academy of Sciences. Observatories Belsk and Hel are located on the territory of Poland, while Hornsund is in Spitsbergen archipelago, under Norwegian administration.

In 2013, like in the previous years, the Belsk, Hel and Hornsund observatories have kept a close collaboration with the world network of geomagnetic observatories INTERMAGNET. The Belsk Observatory joined INTERMAGNET in 1992, Hel in 1999, and Hornsund in 2002.

## **2. DESCRIPTION OF OBSERVATORIES**

The location of observatories is shown in Fig. 1 and Table 1. The geomagnetic coordinates in Table 1 were calculated in relation to the geomagnetic pole located at  $83.2^{\circ}\text{N}$ ,  $118.3^{\circ}\text{W}$  on the basis of model IGRF-11 from epoch 2010.

The methodology of geomagnetic observations in all the three observatories was very similar, based on the “Guide for Magnetic Measurements and Observatory Practice” (Jankowski and Sucksdorff 1996). The instruments were similar too. Absolute measurements were made with the use of DI-flux magnetometers and proton magnetometers. The magnetic field variations were measured with the use of PSM magnetometers equipped in Bobrov’s quartz variometers as well as by GEOMAG and LEMI flux-gate magnetometers.

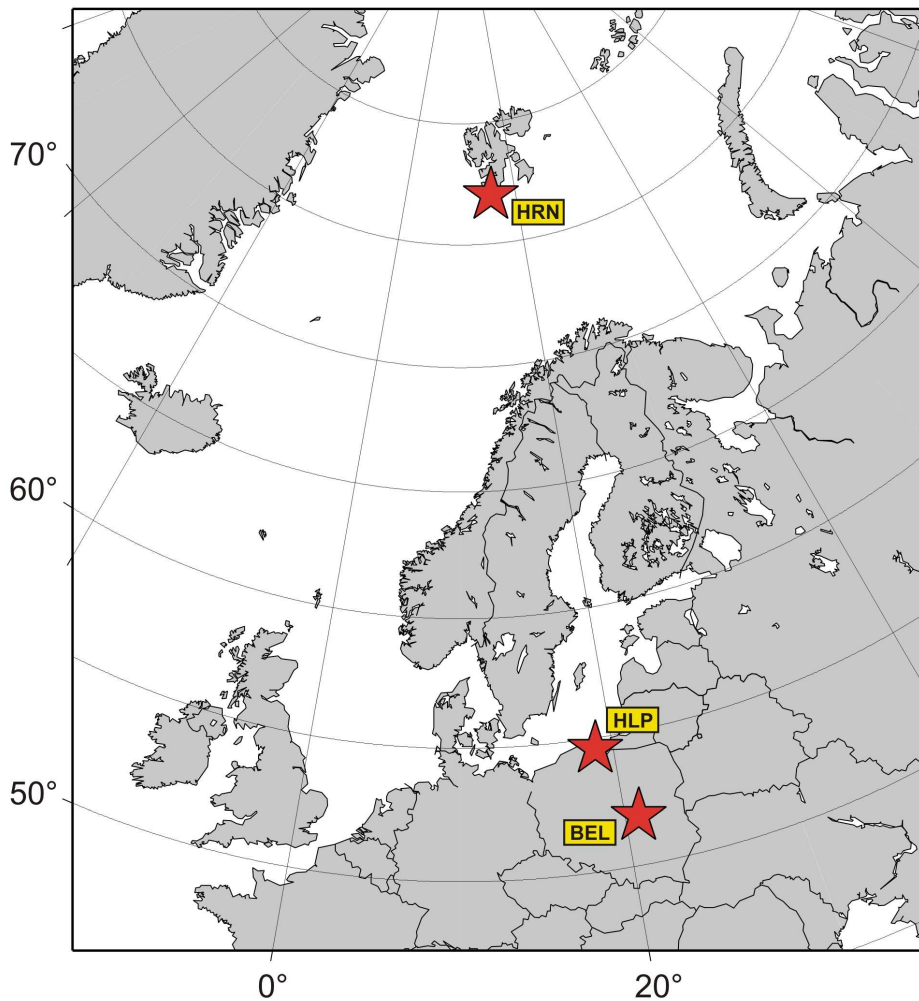


Fig. 1. Location of the Belsk, Hel and Hornsund observatories.

Table 1  
Coordinates of the Polish observatories

| Observatory       | Geographic coordinates |             | Geomagnetic coordinates |           | Elevation<br>[m] |
|-------------------|------------------------|-------------|-------------------------|-----------|------------------|
|                   | Latitude               | Longitude   | Latitude                | Longitude |                  |
| Belsk<br>(BEL)    | 51° 50.2' N            | 20° 47.3' E | 49.9° N                 | 105.1° E  | 180              |
| Hel<br>(HLP)      | 54° 36.5' N            | 18° 49.0' E | 53.1° N                 | 104.6° E  | 1                |
| Hornsund<br>(HRN) | 77° 0.0' N             | 15° 33.0' E | 73.9° N                 | 125.3° E  | 15               |

Continuous recording has been made by means of digital loggers type NDL. Owing to the recording system we use and the fact that we strictly obey the procedures relating to the so-called magnetic service, gaps in one-minute XYZ elements from Belsk and Hel are practically absent.

It is worth mentioning that in 2013 the Belsk and Hornsund Observatories have been continuing the permanent observation of the Schumann resonance. Two horizontal magnetic components and the vertical component of the electric field have been recorded at a frequency of 100 Hz. This recording was initiated in both observatories in 2004 (Neska and Satori 2006).

## 2.1 Central Geophysical Observatory at Belsk, Central Poland

The Observatory at Belsk began continuous observations of the Earth magnetic field in 1965 (Jankowski and Marianiuk 2007). It continued the activity of the first Polish magnetic Observatory at Świder near Warsaw, working incessantly through the years 1920-1975. The magnetic observations were transferred from Świder to Belsk because of a strong increase of artificial noise from the Warsaw agglomeration, in particular due to the electric railroad passing nearby the Świder Observatory.

The Belsk Observatory is located at a distance of about 50 km south of Warsaw and about 2 km northwest of the village Belsk Duży. The premises of the Observatory, about 10 ha in area, is at the edge of the forest reserve Modrzewina, far away of people's settlements and automobile traffic. The Observatory is surrounded by typically agricultural regions (with fertile soil, mostly apple orchards), so the direct neighborhood is deprived of sources of major artificial geomagnetic field disturbances. It is only the electric railroad (DC powered) situated some 14 km away of the Observatory to the north that produces some small artificial magnetic disturbances, whose average level usually does not exceed 1 nT.

More information about the region in which the Observatory is located can be found on the internet pages of Grójec district ([http://en.wikipedia.org/wiki/Gr%C3%B3jec\\_County](http://en.wikipedia.org/wiki/Gr%C3%B3jec_County)) to which the village Belsk Duży belongs. Relevant information about Belsk Observatory can be found at page <http://www.igf.edu.pl/>.

## 2.2 Geophysical Observatory at Hel, Northern Poland

The Observatory at Hel began continuous observations of the earth magnetic field in 1932 (Jankowski and Marianiuk 2007). The observations were stopped in 1939, after the outbreak of World War II. During the war, the Observatory as well as its equipment and data were completely destroyed. After reconstruction, continuous observations at Hel were resumed in 1957.

The Hel Observatory is located in a small resort town at the end of Hel Peninsula by the Bay of Gdańsk. It is the area of Seaside Landscape Park (Nadmorski Park Krajobrazowy), weakly industrialized and urbanized. The region, surrounded by water from three sides, lacks any major artificial noise and is a good place for continuous magnetic observations.

The observatory premises, about 4.5 ha in area, is surrounded by mixed forest (mainly pine and birch trees). Pavilions with measurement and recording instruments are located at small clearings.

More information about the town of Hel where the Observatory is located can be found at the address: [http://en.wikipedia.org/wiki/Hel,\\_Poland](http://en.wikipedia.org/wiki/Hel,_Poland) .

## 2.3 Hornsund, Spitsbergen

The Polish Polar Station Hornsund (PSP Hornsund) is situated on the White Bear Bay (Isbjørnhamna) in Hornsund Fiord, Spitsbergen Island, Svalbard archipelago. More information on the Svalbard Archipelago can be found at the address: <http://en.wikipedia.org/wiki/Svalbard> . The Hornsund station is the northernmost Polish scientific facility carrying out year-round activity. The Hornsund region is situated in a zone of strong magnetic field activity, much stronger than on the magnetic pole. Therefore, it is a very interesting place for magnetic observations.

Polish geomagnetic observations in the Arctic were initiated during the II Polar Year; a magnetic station was then established by S. Siedlecki and C. Centkiewicz on the Bear Island. In the years 1932/33, they had carried out continuous recording of magnetic field and



performed absolute measurements. Unfortunately, all data were destroyed during the war. In the years 1957/58, in the framework of the International Geophysical Year, measurements of magnetic declination and inclination were made by J. Kowalczyk and K. Karaczun in five sites in the Hornsund Fiord region.

Since the beginning of October 1978, continuous magnetic field recording has been put into operation, and systematic absolute measurements have been implemented (Jankowski and Marianiuk 2007). Since then, PSP Hornsund has begun to fulfill all the requirements for geomagnetic observatory.

Since 1993, PSP Hornsund has been participating in the IMAGE (International Monitor for Auroral Geomagnetic Effects) project. In the framework of this project, Hornsund data are being sent to Finnish Meteorological Institute once a month on the average and available on <http://www.geo.fmi.fi/image/request.html>. Since 2002, PSP Hornsund is included into the global near-real-time magnetic observatory network INTERMAGNET, sending the results, via Internet, to the GIN (Geomagnetic Information Nodes) centers in Edinburgh and Paris.

### 3. INSTRUMENTATION

#### 3.1 Absolute measurements

In all the three Polish observatories, the absolute measurements used for determination of bases of the recordings are performed by means of DI-flux and proton magnetometers. Di-flux magnetometers measure the absolute values of the angles of declination  $D$  and inclination  $I$ , while the proton magnetometers measure the absolute values of the total magnetic field vector  $F$ . From the measured values of  $F$ ,  $D$ , and  $I$ , we can calculate all the remaining magnetic field components,  $H$ ,  $X$ ,  $Y$ , and  $Z$ .

The results of absolute measurements are determined by means of a special computer package ABS (author: M. Neska), which calculates the base values on the basis of data from the measurement protocol.

The instruments for absolute measurements are listed in Table 2, and the basic parameters of the instruments in Table 3.

Table 2  
Instruments for absolute measurements

|                                       | Belsk                                 | Hel                                 | Hornsund                            |
|---------------------------------------|---------------------------------------|-------------------------------------|-------------------------------------|
| DI-fluxgate<br>(fluxgate, theodolite) | GEOMAG 03,<br>THEO-10B<br>sn: 03-2012 | FLUX-9408<br>THEO-10B<br>sn: 160334 | FLUX-9408<br>THEO-10B<br>sn: 160326 |
| Proton magnetometer                   | PMP-8<br>sn: 13/1998                  | PMP-5<br>sn: 160                    | PMP-5<br>sn: 115                    |
| Frequency of<br>measurements          | 6 per week                            | 3 per week                          | 2 per week                          |

Table 3  
Basic parameters of the instruments for absolute measurements

|   |  |
|---|--|
| Fluxgate declinometer/inclinometer GEOMAG-03 / THEO-10B |  |
| Producer .....  | GEOMAGNET, Ukraine                     |
| Mean square error of a horizontal direction .....       | $\sigma_D \approx \pm 5''$             |
| Mean square error of a zenith direction .....           | $\sigma_I \approx \pm 5''$             |
| Fluxgate declinometer/inclinometer ELSEC 810 / THEO-10B |  |
| Producer .....  | ELSEC Oxford, UK                       |
| Mean square error of a horizontal direction .....       | $\sigma_D \approx \pm 5''$             |
| Mean square error of a zenith direction .....           | $\sigma_I \approx \pm 5''$             |
| Fluxgate declinometer/inclinometer FLUX-9408 / THEO-10B |  |
| Producer (FLUX-9408).....                               | Institute of Geophysics Pol. Acad. Sc. |
| Mean square error of a horizontal direction .....       | $\sigma_D \approx \pm 5''$             |
| Mean square error of a zenith direction .....           | $\sigma_I \approx \pm 5''$             |
| Proton magnetometer model PMP-8                         |  |
| Producer .....  | Institute of Geophysics Pol. Acad. Sc. |
| Resolution .....  | 0.01 nT                                |
| Absolute accuracy .....                                 | 0.2 nT                                 |
| Proton magnetometer model PMP-5                         |  |
| Producer .....  | Institute of Geophysics Pol. Acad. Sc. |
| Resolution .....  | 0.1 nT                                 |
| Absolute accuracy .....                                 | 0.2 nT                                 |

Results of base determinations and the smoothed values adopted for further computations are depicted in Figs. 2, 10 and 18 in the chapters describing individual observatories.

The mean random errors of a single base measurement,  $m_B$ , and the number of measurements  $n$  taken in 2013 are listed in Table 4.

Thermal coefficients of magnetic sensors are not taken into account in calculations, with a view to the following facts:

- tests made every few years indicated that the coefficients are very small, less than 0.2 nT/°C,
- the magnetic sensors are located in thermostat-controlled wooden boxes where the daily temperature variations are of the order of 0.3°C.

Table 4  
Mean errors of measurements of  $B_X$ ,  $B_Y$  and  $B_Z$  in 2013

| Observatory | Element | Number of measurements<br>n | Mean error<br>$m_B$<br>[nT] |
|-------------|---------|-----------------------------|-----------------------------|
| Belsk       | $B_X$   | 245                         | 0.36                        |
|             | $B_Y$   | 248                         | 0.55                        |
|             | $B_Z$   | 254                         | 0.19                        |
| Hel         | $B_X$   | 155                         | 0.44                        |
|             | $B_Y$   | 155                         | 0.53                        |
|             | $B_Z$   | 155                         | 0.34                        |
| Hornsund    | $B_X$   | 179                         | 1.86                        |
|             | $B_Y$   | 179                         | 2.06                        |
|             | $B_Z$   | 179                         | 0.67                        |

### 3.3 Recording of geomagnetic field variations

As we already mentioned, the continuous digital recordings of geomagnetic field variations in all the Polish observatories are performed by means of magnetometers equipped with Bobrov's variometers (PSM) or flux-gate sensors (GEOMAG, LEMI) and digital loggers NDL. In spare sets, we use magnetometers PSM or LEMI. Both the main and spare sets record the components in the rectangular coordinate system X, Y, Z. At Belsk and Hel, continuous recording of the total magnetic field modulus F is performed as well. The basic parameters of the recording systems are listed in Table 5.

#### PSM magnetometers

The PSM magnetometers were designed at the Institute of Geophysics PAS with the use of torsion quartz variometers of V. N. Bobrov system (Marianiuk 1977, Jankowski *et al.* 1984). In these magnetometers, the magnet's deflections in response to the magnetic field changes are transformed by means of photoelectric converters into the electric current changes. Owing to a strong negative feedback, the voltage changes on the output of the converter are in linear proportion to the magnetic field changes. The magnetometers PSM are characterized by good stability, of about 3-5 nT/year, and small noise, below 10 pT.

#### LEMI magnetometers

The LEMI magnetometers were designed at the Lviv Centre of the Institute of Space Research (Ukraine). They employ flux-gate sensors. Their stability is not much less than that of PSM's, and they are also characterized by good orthogonality of sensors and relatively small self noise.

Table 5  
Basic instruments for the magnetic field variations recording

|                   |                           | Belsk                       | Hel                         | Hornsund   |
|-------------------|---------------------------|-----------------------------|-----------------------------|--|
| SET 1             | Name of magnetometer      | PSM                         | PSM                         | PSM  |
|                   | Kind of sensor            | Bobrov                      | Bobrov                      | Bobrov   |
|                   | Type                      | PSM-8811-01P                | PSM 8511-02P                | PSM-8911-05P   |
|                   | Sensor's orientation      | XYZ                         | XYZ                         | XYZ  |
|                   | Range                     | +/- 850 nT                  | +/- 850 nT                  | +/- 5000 nT  |
|                   | Magnetometer's producer   | Institute of Geophysics PAS | Institute of Geophysics PAS | Institute of Geophysics PAS                              |
|                   | Digital recorder Producer | NDL<br>TUS Electronics      | NDL<br>TUS Electronics      | NDL<br>TUS Electronics                                   |
| Sampling interval | 1 s                       | 1 s                         | 1 s                         |  |
| SET 2             | Name of magnetometer      | PSM                         | PSM                         | LEMI   |
|                   | Kind of sensor            | Bobrov                      | Bobrov                      | fluxgate   |
|                   | Type                      | PSM-8511-06P                | PSM 8511-03P                | LEMI-003/95  |
|                   | Sensor's orientation      | XYZ                         | XYZ                         | XYZ  |
|                   | Range                     | +/- 820 nT                  | +/- 820 nT                  | +/- 10,000 nT  |
|                   | Magnetometer's producer   | Institute of Geophysics PAS | Institute of Geophysics PAS | Lviv Centre of the Institute of Space Research (Ukraine) |
|                   | Digital recorder Producer | NDL<br>TUS Electronics      | NDL<br>TUS Electronics      | NDL<br>TUS Electronics                                   |
| Sampling interval | 1 s                       | 1 s                         | 1 s                         |  |
| Total field       | Name of magnetometer      | PMP-8                       | PMP-8                       | –  |
|                   | Producer                  | Institute of Geophysics PAS | Institute of Geophysics PAS | –  |
|                   | Sampling interval         | 30 s                        | 30 s                        | –  |

### Proton magnetometers PMP-5 and PMP-8

The magnetometers of type PMP-5 and PMP-8 were designed at the Institute of Geophysics PAS. These are classical proton magnetometers, in which the precession signal is forced in a cycle of proton polarization by means of direct current. The resolution of magnetometers PMP-5 is 0.1nT, that of PMP-8 being 0.01nT. The stability of both magnetometers is better than 0.3 nT/year. More information about PMP-8 magnetometer can be found on the page:

[http://www.igf.edu.pl/pl/zaklady\\_naukowe/konstrukcji\\_aparatury/aparatura](http://www.igf.edu.pl/pl/zaklady_naukowe/konstrukcji_aparatury/aparatura)

### NDL digital data loggers

The NDL data logger is designed for recording of analog signals, mainly coming from geophysical phenomena detectors. The instrument is equipped with six independent measuring channels; the analog-to-digital conversion is realized using 24 bit sigma-delta converters. The GPS receiver ensures high time accuracy of recorded signals. The NDL is equipped with ftp server; this allows easy access to NDL via Internet.

### 3.4 Calibration of magnetic sensors

The verification of scale values of recording systems in all the three observatories was made by the classical electromagnetic method: electric currents were passed through calibration coils woven over variometers. The currents induce the magnetic field of precisely known intensity. The measurements are made at least few times a year.

The scale values of magnetometers PSM, GEOMAG and LEMI, parameters of calibration coils of PSMs, and mutual orthogonality of sensors in magnetometers is checked every few years in large calibration coils installed at the Belsk Observatory.

### 3.5 Data processing

In processing the results of digital recordings we used the software packet developed for the needs of an observatory operating in the INTERMAGNET network. This software makes it possible to perform, among other things, the following operations:

- conversion of magnetic data into the INTERMAGNET text format IMFV1.22 and creation in this format of daily files containing one-minute means of X, Y, Z and F (author: M. Neska),
- automatic transmission of data, via the Internet, to the Institute of Geophysics PAS in Warsaw and data centers in Paris and Edinburgh (author: M. Neska),
- archiving of data and plotting of magnetograms (authors: J. Reda, M. Neska, S. Wójcik),
- calculation of results of absolute measurements (author: M. Neska),
- automatic calculation of geomagnetic indices K (Nowożyński *et al.* 1991). The indices are calculated with the use of ASm (Adaptive Smoothed) method, developed at the Institute of Geophysics PAS, and recommended by IAGA in 1991. The currently used program calculates the indices from one-minute means in the INTERMAGNET CD-ROM Data Format or in the IMFV1.22 format. The program for calculation of indices may be taken from the INTERMAGNET page:  
[http://www.intermagnet.org/Software\\_e.php](http://www.intermagnet.org/Software_e.php)
- test printouts to check various parameters of recording adopted for calculation and a possibility of looking over current and past data curves or tables.

The diagrams illustrating the annual variations of X, Y, and Z, monthly variations of X, Y, Z and F, bases of recording sets as well as plots of K indices for 2013 were prepared with the use of programs `imcdview.jar` and `imagplot.exe` provided to us by INTERMAGNET. The diagrams prepared by means of `imagplot.exe` and other diagrams related to 2013 data are shown in Figs 8 to 24.

In the present yearbook, as in previous years, we include the E indices calculated for Belsk observatory. The E indices, unlike the K indices, are calculated on the basis of energy analysis. They have been described in detail by Reda and Jankowski (2004).

### 3.6 Data availability

The newest data from Belsk, Hel and Hornsund observatories can be viewed in graphic form through the WEB application

<http://rtbel.igf.edu.pl>

described by Nowożyński and Reda (2007).

On this page, the Belsk and Hel data appear with one-hour delay, while the delay for Hornsund is few hours. The page makes it possible to view the archival data from any observatory belonging to the INTERMAGNET network (in the form of curves on the screen).

It offers also a possibility of calculating the K indices according to the ASm method (Nowożyński *et al.* 1991) and E indices (Reda and Jankowski 2004).

The current data (of status REPORTED) from all the three observatories can be found in INTERMAGNET at the Internet address:

<http://www.intermagnet.org>

Data from Belsk, Hel and Hornsund are also available from the WDCs. Addresses of some WDC pages with magnetic data are the following:

WDC for Geomagnetism, Edinburgh <http://www.wdc.bgs.ac.uk/catalog/master.html>

WDC for Geomagnetism, Kyoto <http://swdc234.kugi.kyoto-u.ac.jp/>

All the three observatories have in their archives the original data, whose sampling periods are listed in Table 5. For those interested, these data can be made available on request.

## **4 CONTACT PERSONS, POSTAL ADDRESSES, CONTACT DETAILS**

### **4.1 Belsk Observatory**

Jan Reda, Mariusz Neska  
Central Geophysical Observatory  
05-622 Belsk  
Poland  
Tel.: +48 486610830 Fax: +48 486610840  
Email: [jreda@igf.edu.pl](mailto:jreda@igf.edu.pl) (J.Red), [nemar@igf.edu.pl](mailto:nemar@igf.edu.pl) (M.Neska)  
<http://www.igf.edu.pl/>

### **4.2 Hel Observatory**

Stanisław Wójcik  
Geophysical Observatory  
ul. Sosnowa 1  
84-150 Hel  
POLAND  
Tel./Fax +48 58 6750480  
Email: [hel@igf.edu.pl](mailto:hel@igf.edu.pl)  
<http://www.igf.edu.pl/>

### **4.3 Hornsund**

Mariusz Neska, Paweł Czubak  
Central Geophysical Observatory  
05-622 Belsk  
POLAND  
Tel.: +48 486610833 Fax: +48 486610840  
Email: [nemar@igf.edu.pl](mailto:nemar@igf.edu.pl) (M.Neska), [pczubak@igf.edu.pl](mailto:pczubak@igf.edu.pl) (P.Czubak),  
<http://hornsund.igf.edu.pl/>  
<http://www.igf.edu.pl/>

## **5 PERSONNEL TAKING PART IN THE WORK OF BELSK, HEL AND HORNSUND OBSERVATORIES IN 2013**

### **5.1 Belsk**

- Jan Reda (project leader of geomagnetic observations in Belsk, Hel, Hornsund)
- Mariusz Neska (data processing)
- Paweł Czubak (data processing)
- Marek Irisik (apparatus service)
- Krzysztof Kucharski (observer)
- Halina Suska (data processing, observer)
- Józef Skowroński (observer)

### **5.2 Hel**

- Stanisław Wójcik (head of Geophysical Observatory)
- Anna Wójcik (observer)
- Mariusz Neska (data processing)
- Jan Reda (data processing)
- Paweł Czubak (data processing)

### **5.3 Hornsund**

- Mariusz Neska (head of geomagnetic observations)
- Piotr Andryszczak (observer in 1-st half-year)
- Łukasz Mazurkiewicz (observer in 2-nd half-year)
- Jan Reda (data processing)
- Paweł Czubak (data processing)

## L i t e r a t u r e

- Jankowski, J., and C. Sucksdorff (1996), *Guide for Magnetic Measurements and Observatory Practice*, IAGA, Warsaw, 235 pp.
- Jankowski, J., J. Marianiuk, A. Ruta, C. Sucksdorff, and M. Kivinen (1984), *Long-term stability of a torque-balance variometer with photoelectric converters in observatory practice*, *Geophys. Surv.* **6**, 3/4, 367-380.
- Jankowski, J., and J. Marianiuk (2007), *Past and present of Polish geomagnetic observatories*, *Publs. Inst. Geophys. Pol. Acad. Sc.* **C-99 (398)**, 20-31.
- Marianiuk, J. (1977), *Photoelectric converter for recording the geomagnetic field elements: construction and principle of operation*, *Publs. Inst. Geophys. Pol. Acad. Sc.* **C-4 (114)**, 57-73.
- Neska, M., and G. Satori (2006), *Schumann resonance observation at Polish Polar Station at Spitsbergen and in Central Geophysical Observatory in Belsk, Poland*, *Przeegl. Geofiz.* **3-4**, 189-198, (in Polish).
- Nowożyński, K., T. Ernst and J. Jankowski (1991), *Adaptive smoothing method for computer derivation of K-indices*, *Geophys. J. Int.* **104**, 85-93.
- Nowożyński, K., and J. Reda (2007), *Comparison of observatory data in quasi-real time*, *Publs. Inst. Geophys. Pol. Acad. Sc.* **C-99 (398)**, 123-127.
- Reda, J., and M. Neska (2007), *Measurement Session during the XII IAGA Workshop at Belsk*, *Publs. Inst. Geophys. Pol. Acad. Sc.* **C-99 (398)**, 7-19.
- Reda, J., and J. Jankowski (2004), *Three hour activity index based on power spectra estimation*, *Geophys. J. Int.* **157**, 141-146.
- Reda, J. (editor) (2007), *XII IAGA Workshop on Geomagnetic Observatory Instruments, Data Acquisition and Processing, Belsk, 19-24 June 2006, Monographic Volume*, *Publs. Inst. Geophys. Pol. Acad. Sc.* **C-99 (398)**, 397 pp.

*Received February 23, 2015*

*Accepted March 24, 2015*



## **6. TABLES AND PLOTS FOR BELSK OBSERVATORY**

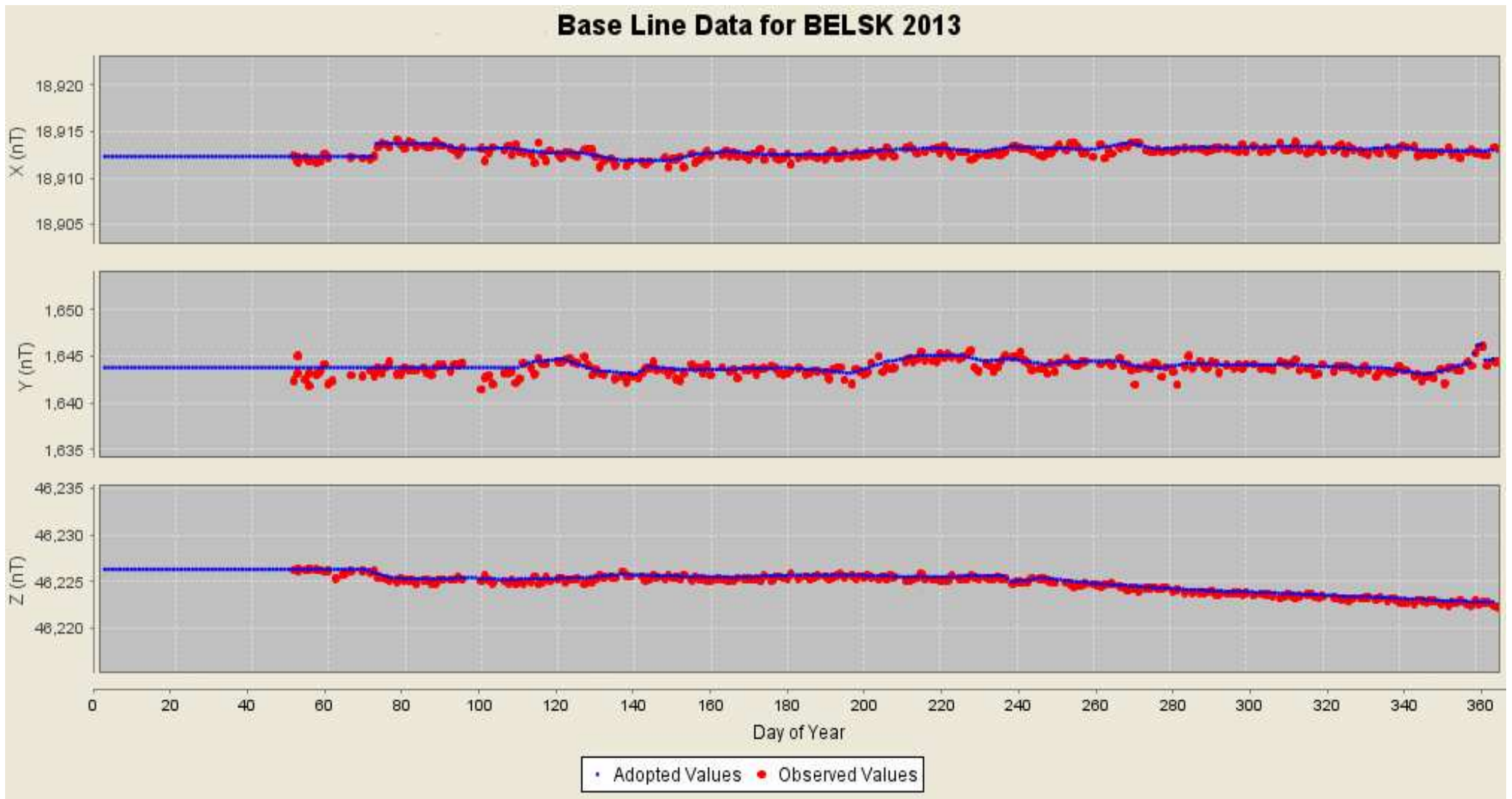


Fig. 2. Base values of set 1, Belsk 2013.

### Annual mean values of magnetic elements in Belsk Observatory

| No | Year | D<br>[ ° ‘ ] | H<br>[ nT ] | Z<br>[ nT ] | X<br>[ nT ] | Y<br>[ nT ] | I<br>[ ° ‘ ] | F<br>[ nT ] |
|----|------|--------------|-------------|-------------|-------------|-------------|--------------|-------------|
| 1  | 1966 | 2 04.2       | 18901       | 45023       | 18889       | 683         | 67 13.6'     | 48830       |
| 2  | 1967 | 2 05.6       | 18906       | 45048       | 18894       | 691         | 67 14.0      | 48854       |
| 3  | 1968 | 2 06.2       | 18917       | 45071       | 18906       | 695         | 67 13.8      | 48880       |
| 4  | 1969 | 2 06.3       | 18935       | 45094       | 18923       | 696         | 67 13.3      | 48908       |
| 5  | 1970 | 2 06.6       | 18953       | 45123       | 18940       | 698         | 67 13.0      | 48942       |
| 6  | 1971 | 2 06.6       | 18976       | 45146       | 18963       | 699         | 67 12.2      | 48972       |
| 7  | 1972 | 2 08.0       | 18992       | 45176       | 18978       | 707         | 67 11.9      | 49006       |
| 8  | 1973 | 2 10.2       | 19005       | 45211       | 18991       | 719         | 67 12.0      | 49043       |
| 9  | 1974 | 2 13.3       | 19016       | 45246       | 19002       | 737         | 67 12.2      | 49079       |
| 10 | 1975 | 2 16.4       | 19035       | 45274       | 19020       | 755         | 67 11.7      | 49112       |
| 11 | 1976 | 2 18.5       | 19050       | 45307       | 19034       | 767         | 67 11.7      | 49149       |
| 12 | 1977 | 2 22.0       | 19062       | 45337       | 19046       | 787         | 67 11.7      | 49181       |
| 13 | 1978 | 2 27.4       | 19059       | 45376       | 19041       | 817         | 67 13.0      | 49216       |
| 14 | 1979 | 2 32.3       | 19061       | 45401       | 19043       | 844         | 67 13.5      | 49240       |
| 15 | 1980 | 2 37.2       | 19063       | 45418       | 19043       | 871         | 67 13.9      | 49257       |
| 16 | 1981 | 2 42.9       | 19047       | 45449       | 19026       | 902         | 67 15.7      | 49279       |
| 17 | 1982 | 2 48.3       | 19035       | 45479       | 19012       | 931         | 67 17.3      | 49302       |
| 18 | 1983 | 2 52.4       | 19033       | 45499       | 19009       | 954         | 67 18.0      | 49319       |
| 19 | 1984 | 2 56.9       | 19023       | 45520       | 18998       | 978         | 67 19.2      | 49335       |
| 20 | 1985 | 3 00.8       | 19015       | 45542       | 18989       | 999         | 67 20.3      | 49352       |
| 21 | 1986 | 3 05.1       | 19003       | 45570       | 18976       | 1023        | 67 21.8      | 49374       |
| 22 | 1987 | 3 08.5       | 18999       | 45593       | 18971       | 1041        | 67 22.7      | 49393       |
| 23 | 1988 | 3 12.4       | 18983       | 45626       | 18953       | 1062        | 67 24.6      | 49418       |
| 24 | 1989 | 3 15.9       | 18966       | 45662       | 18935       | 1080        | 67 26.6      | 49444       |
| 25 | 1990 | 3 18.8       | 18962       | 45684       | 18930       | 1096        | 67 27.5      | 49463       |
| 26 | 1991 | 3 22.2       | 18951       | 45709       | 18918       | 1114        | 67 28.8      | 49482       |
| 27 | 1992 | 3 25.3       | 18954       | 45726       | 18921       | 1131        | 67 29.1      | 49499       |
| 28 | 1993 | 3 29.8       | 18956       | 45744       | 18921       | 1156        | 67 29.4      | 49516       |
| 29 | 1994 | 3 34.8       | 18954       | 45772       | 18917       | 1183        | 67 30.4      | 49541       |
| 30 | 1995 | 3 39.8       | 18959       | 45797       | 18921       | 1212        | 67 30.7      | 49566       |
| 31 | 1996 | 3 45.0       | 18966       | 45822       | 18925       | 1241        | 67 30.9      | 49592       |
| 32 | 1997 | 3 50.9       | 18963       | 45857       | 18920       | 1273        | 67 32.0      | 49623       |
| 33 | 1998 | 3 57.3       | 18956       | 45897       | 18911       | 1308        | 67 33.6      | 49658       |
| 34 | 1999 | 4 02.5       | 18958       | 45931       | 18911       | 1336        | 67 34.3      | 49689       |
| 35 | 2000 | 4 07.8       | 18955       | 45969       | 18906       | 1365        | 67 35.5      | 49724       |
| 36 | 2001 | 4 13.0       | 18962       | 46005       | 18911       | 1394        | 67 36.0      | 49760       |
| 37 | 2002 | 4 18.4       | 18969       | 46044       | 18916       | 1424        | 67 36.6      | 49798       |
| 38 | 2003 | 4 24.2       | 18970       | 46090       | 18914       | 1457        | 67 37.7      | 49841       |
| 39 | 2004 | 4 29.4       | 18980       | 46121       | 18922       | 1486        | 67 37.9      | 49874       |
| 40 | 2005 | 4 34.7       | 18984       | 46155       | 18924       | 1515        | 67 38.5      | 49906       |
| 41 | 2006 | 4 39.8       | 18997       | 46177       | 18934       | 1544        | 67 38.3      | 49932       |
| 42 | 2007 | 4 45.8       | 19007       | 46207       | 18942       | 1578        | 67 38.4      | 49963       |
| 43 | 2008 | 4 52.5       | 19014       | 46236       | 18945       | 1616        | 67 38.7      | 49993       |
| 44 | 2009 | 4 59.7       | 19022       | 46264       | 18950       | 1656        | 67 39.0      | 50022       |
| 45 | 2010 | 5 08.0       | 19018       | 46301       | 18941       | 1701        | 67 40.2      | 50055       |
| 46 | 2011 | 5 16.1       | 19015       | 46338       | 18935       | 1746        | 67 41.3      | 50088       |
| 47 | 2012 | 5 24.6       | 19014       | 46377       | 18929       | 1793        | 67 42.4      | 50123       |
| 48 | 2013 | 5 32.8       | 19020       | 46411       | 18931       | 1838        | 67 42.9      | 50157       |

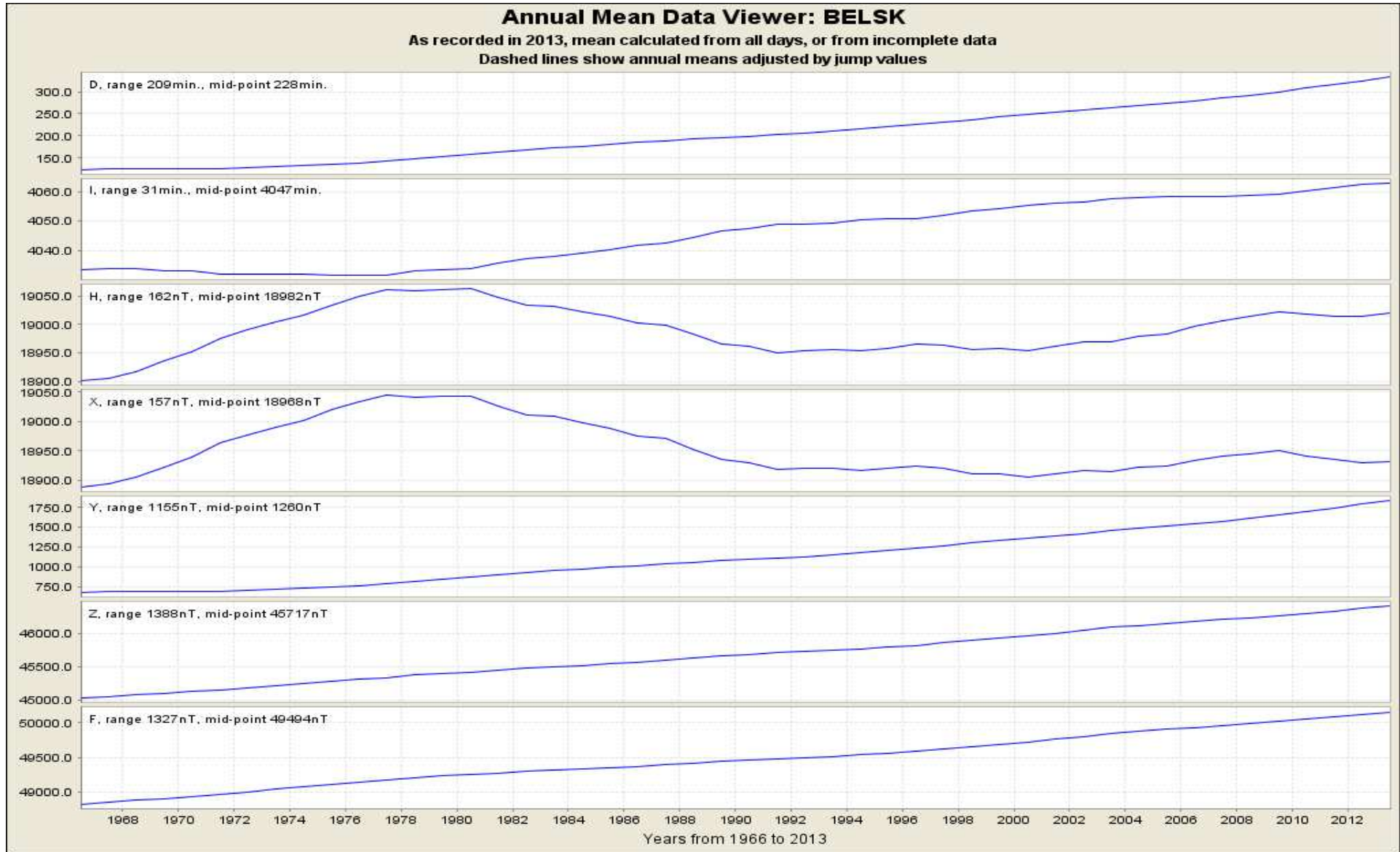


Fig. 3. Secular changes of H, X, Y, Z, F, D and I at Belsk.

MONTHLY AND YEARLY MEAN VALUES OF MAGNETIC ELEMENTS

BEL

2013

JAN FEB MAR APR MAY JUN JUL AUG SEP OCT NOV DEC MEAN

NORTH COMPONENT: 18500 + ... in nT

|                |     |     |     |     |     |     |     |     |     |     |     |     |     |
|----------------|-----|-----|-----|-----|-----|-----|-----|-----|-----|-----|-----|-----|-----|
| All days       | 432 | 433 | 428 | 437 | 431 | 430 | 430 | 431 | 433 | 427 | 427 | 431 | 431 |
| Quiet days     | 435 | 437 | 438 | 440 | 435 | 437 | 433 | 433 | 435 | 430 | 434 | 433 | 435 |
| Disturbed days | 425 | 426 | 414 | 437 | 421 | 413 | 412 | 425 | 427 | 416 | 415 | 424 | 421 |

EAST COMPONENT: 1500 + ... in nT

|                |     |     |     |     |     |     |     |     |     |     |     |     |     |
|----------------|-----|-----|-----|-----|-----|-----|-----|-----|-----|-----|-----|-----|-----|
| All days       | 318 | 321 | 326 | 329 | 333 | 338 | 341 | 344 | 345 | 351 | 355 | 357 | 338 |
| Quiet days     | 316 | 320 | 323 | 328 | 332 | 337 | 340 | 343 | 345 | 349 | 354 | 357 | 337 |
| Disturbed days | 320 | 323 | 329 | 330 | 338 | 343 | 343 | 346 | 347 | 355 | 356 | 357 | 341 |

VERTICAL COMPONENT: 46000 + ... in nT

|                |     |     |     |     |     |     |     |     |     |     |     |     |     |
|----------------|-----|-----|-----|-----|-----|-----|-----|-----|-----|-----|-----|-----|-----|
| All days       | 393 | 395 | 400 | 398 | 405 | 412 | 418 | 416 | 417 | 421 | 425 | 427 | 411 |
| Quiet days     | 392 | 394 | 396 | 398 | 404 | 410 | 417 | 415 | 415 | 421 | 424 | 427 | 409 |
| Disturbed days | 396 | 397 | 404 | 400 | 409 | 413 | 426 | 417 | 420 | 420 | 427 | 427 | 413 |

**Three-hour-range K indices  
Belsk, January - March, 2013  
The limit of K=9 is 450**

| Day | January |      |    | February |      |    | March |      |    |
|-----|---------|------|----|----------|------|----|-------|------|----|
|     | K       | SK   |    | K        | SK   |    | K     | SK   |    |
| 1   | 0000    | 0000 | 0  | 2012     | 1223 | 13 | 4344  | 4555 | 34 |
| 2   | 0011    | 1112 | 7  | 1222     | 2242 | 17 | 4321  | 2344 | 23 |
| 3   | 1100    | 1000 | 3  | 2011     | 1111 | 8  | 2322  | 2223 | 18 |
| 4   | 1001    | 0011 | 4  | 1111     | 1331 | 12 | 2111  | 2111 | 10 |
| 5   | 1011    | 0010 | 4  | 1111     | 1010 | 6  | 3112  | 1121 | 12 |
| 6   | 0001    | 1122 | 7  | 1000     | 0011 | 3  | 1211  | 1011 | 8  |
| 7   | 1001    | 1011 | 5  | 1122     | 2122 | 13 | 1111  | 0101 | 6  |
| 8   | 1112    | 1114 | 12 | 2222     | 3222 | 17 | 0011  | 1121 | 7  |
| 9   | 2101    | 0011 | 6  | 1111     | 0111 | 7  | 3212  | 2231 | 16 |
| 10  | 1010    | 1011 | 5  | 2111     | 1231 | 12 | 1111  | 0213 | 10 |
| 11  | 0002    | 1013 | 7  | 1111     | 1132 | 11 | 3211  | 0110 | 9  |
| 12  | 2111    | 0110 | 7  | 1001     | 1223 | 10 | 1122  | 2232 | 15 |
| 13  | 2111    | 2334 | 17 | 3212     | 1245 | 20 | 1111  | 0122 | 9  |
| 14  | 3212    | 3222 | 17 | 3333     | 2233 | 22 | 1112  | 2211 | 11 |
| 15  | 2111    | 2030 | 10 | 0111     | 1232 | 11 | 1332  | 1001 | 11 |
| 16  | 1011    | 1234 | 13 | 1001     | 2431 | 12 | 3322  | 1221 | 16 |
| 17  | 3322    | 3543 | 25 | 1122     | 2341 | 16 | 2255  | 5665 | 36 |
| 18  | 2322    | 4234 | 22 | 0001     | 1113 | 7  | 3222  | 2122 | 16 |
| 19  | 3010    | 1334 | 15 | 0111     | 2233 | 13 | 1110  | 1124 | 11 |
| 20  | 3331    | 3111 | 16 | 1112     | 1231 | 12 | 2221  | 2234 | 18 |
| 21  | 2001    | 1111 | 7  | 3221     | 1123 | 15 | 5431  | 1111 | 17 |
| 22  | 0000    | 0000 | 0  | 2222     | 2334 | 20 | 0112  | 2233 | 14 |
| 23  | 0100    | 0001 | 2  | 3112     | 2143 | 17 | 1112  | 3244 | 18 |
| 24  | 1000    | 0000 | 1  | 1101     | 1221 | 9  | 3112  | 2120 | 12 |
| 25  | 0011    | 0223 | 9  | 0011     | 1223 | 10 | 0011  | 1121 | 7  |
| 26  | 4233    | 4454 | 29 | 1112     | 1131 | 11 | 1101  | 1001 | 5  |
| 27  | 3211    | 1321 | 14 | 2121     | 1101 | 9  | 1233  | 3655 | 28 |
| 28  | 1110    | 1123 | 10 | 1121     | 2124 | 14 | 4212  | 2323 | 19 |
| 29  | 1010    | 1110 | 5  |          |      |    | 4333  | 4543 | 29 |
| 30  | 0001    | 0011 | 3  |          |      |    | 4422  | 2143 | 22 |
| 31  | 0010    | 0112 | 5  |          |      |    | 1110  | 1123 | 10 |

**Three-hour-range K indices**  
**Belsk, April - June, 2013**  
**The limit of K=9 is 450**

| Day | April |      |    | May  |      |    | June |      |    |
|-----|-------|------|----|------|------|----|------|------|----|
|     | K     | SK   |    | K    | SK   |    | K    | SK   |    |
| 1   | 1122  | 1212 | 12 | 3233 | 4353 | 26 | 4655 | 5333 | 34 |
| 2   | 2101  | 1123 | 11 | 3322 | 2232 | 19 | 4333 | 3333 | 25 |
| 3   | 0101  | 1112 | 7  | 1111 | 2221 | 11 | 3222 | 2333 | 20 |
| 4   | 2212  | 1111 | 11 | 1122 | 2222 | 14 | 3222 | 1223 | 17 |
| 5   | 0101  | 1011 | 5  | 2122 | 2420 | 15 | 3112 | 2121 | 13 |
| 6   | 1112  | 2122 | 12 | 2123 | 3323 | 19 | 1323 | 4534 | 25 |
| 7   | 1112  | 2320 | 12 | 3233 | 3222 | 20 | 5443 | 3322 | 26 |
| 8   | 0111  | 1111 | 7  | 3121 | 1221 | 13 | 2333 | 1111 | 15 |
| 9   | 1112  | 0111 | 8  | 1111 | 1110 | 7  | 1222 | 3332 | 18 |
| 10  | 0122  | 1113 | 11 | 0212 | 2110 | 9  | 2333 | 3321 | 20 |
| 11  | 0022  | 2212 | 11 | 1212 | 1111 | 10 | 1112 | 3312 | 14 |
| 12  | 2122  | 2111 | 12 | 1212 | 1111 | 10 | 1222 | 2111 | 12 |
| 13  | 2212  | 1123 | 14 | 1121 | 1320 | 11 | 2111 | 1211 | 10 |
| 14  | 2233  | 3333 | 22 | 1133 | 3222 | 17 | 1112 | 1121 | 10 |
| 15  | 1111  | 2032 | 11 | 1123 | 4322 | 18 | 2122 | 1111 | 11 |
| 16  | 1000  | 0233 | 9  | 3322 | 4534 | 26 | 0101 | 1111 | 6  |
| 17  | 1111  | 2100 | 7  | 3221 | 2332 | 18 | 1112 | 2111 | 10 |
| 18  | 1001  | 0010 | 3  | 3522 | 2242 | 22 | 1111 | 1121 | 9  |
| 19  | 0001  | 1101 | 4  | 3223 | 2324 | 21 | 2211 | 2222 | 14 |
| 20  | 0012  | 2101 | 7  | 2212 | 3332 | 18 | 2212 | 3344 | 21 |
| 21  | 0110  | 0210 | 5  | 2111 | 1122 | 11 | 3223 | 4343 | 24 |
| 22  | 1111  | 2211 | 10 | 3223 | 3332 | 21 | 3333 | 2342 | 23 |
| 23  | 0212  | 2322 | 14 | 1312 | 3232 | 17 | 3333 | 2443 | 25 |
| 24  | 3224  | 5253 | 26 | 2223 | 3354 | 24 | 3323 | 4443 | 26 |
| 25  | 3223  | 2342 | 21 | 4324 | 3554 | 30 | 3222 | 1222 | 16 |
| 26  | 2433  | 3334 | 25 | 4332 | 3532 | 25 | 0101 | 1211 | 7  |
| 27  | 2222  | 2322 | 17 | 2323 | 3443 | 24 | 1012 | 4323 | 16 |
| 28  | 1002  | 2233 | 13 | 2332 | 3210 | 16 | 3323 | 4544 | 28 |
| 29  | 3001  | 1021 | 8  | 0111 | 1111 | 7  | 4543 | 4454 | 33 |
| 30  | 2012  | 2213 | 13 | 0001 | 2110 | 5  | 3213 | 3333 | 21 |
| 31  |       |      |    | 0012 | 2434 | 16 |      |      |    |

**Three-hour-range K indices**  
**Belsk, July - September, 2013**  
**The limit of K=9 is 450**

| Day | July |      |    | August |      |    | September |      |    |
|-----|------|------|----|--------|------|----|-----------|------|----|
|     | K    | SK   |    | K      | SK   |    | K         | SK   |    |
| 1   | 3222 | 2120 | 14 | 1112   | 2310 | 11 | 3221      | 3232 | 18 |
| 2   | 1111 | 1211 | 9  | 1111   | 1210 | 8  | 1233      | 3211 | 16 |
| 3   | 1112 | 1222 | 12 | 1001   | 2222 | 10 | 1112      | 2123 | 13 |
| 4   | 1111 | 1222 | 11 | 1123   | 2545 | 23 | 1112      | 2122 | 12 |
| 5   | 2212 | 3342 | 19 | 4323   | 2323 | 22 | 1002      | 1121 | 8  |
| 6   | 2343 | 4334 | 26 | 3212   | 2112 | 14 | 1111      | 1132 | 11 |
| 7   | 4111 | 1210 | 11 | 1111   | 1110 | 7  | 1111      | 1111 | 8  |
| 8   | 1211 | 1221 | 11 | 0111   | 1222 | 10 | 2222      | 2110 | 12 |
| 9   | 0112 | 3443 | 18 | 1222   | 3231 | 16 | 0121      | 1111 | 8  |
| 10  | 4434 | 4444 | 31 | 1122   | 3221 | 14 | 0012      | 3333 | 15 |
| 11  | 2333 | 3452 | 25 | 2112   | 2111 | 11 | 2112      | 2132 | 14 |
| 12  | 12-2 | 2333 | -- | 1112   | 2233 | 15 | 3112      | 2122 | 14 |
| 13  | 3322 | 1222 | 17 | 2113   | 2432 | 18 | 2222      | 2431 | 18 |
| 14  | 3334 | 4444 | 29 | 3221   | 2234 | 19 | 2121      | 2120 | 11 |
| 15  | 4332 | 4222 | 22 | 3223   | 3424 | 23 | 1011      | 1111 | 7  |
| 16  | 1121 | 2221 | 12 | 3433   | 4533 | 28 | 1121      | 1101 | 8  |
| 17  | 012- | 1112 | -- | 2232   | 2212 | 16 | 2121      | 1242 | 15 |
| 18  | 1123 | 4452 | 22 | 1122   | 2221 | 13 | 2212      | 2333 | 18 |
| 19  | 2233 | 3343 | 23 | 2211   | 2211 | 12 | 3233      | 2232 | 20 |
| 20  | 3121 | 1111 | 11 | 1011   | 0113 | 8  | 2222      | 3113 | 16 |
| 21  | 1112 | 1122 | 11 | 2333   | 3344 | 25 | 2223      | 2332 | 19 |
| 22  | 1011 | 2313 | 12 | 4422   | 2234 | 23 | 2121      | 2111 | 11 |
| 23  | 2112 | 2121 | 12 | 4233   | 2332 | 22 | 1111      | 1132 | 11 |
| 24  | 2111 | 2221 | 12 | 2112   | 2232 | 15 | 2114      | 4311 | 17 |
| 25  | 0111 | 2444 | 17 | 1212   | 2312 | 14 | 3121      | 1111 | 11 |
| 26  | 4322 | 3332 | 22 | 2111   | 1123 | 12 | 0001      | 1020 | 4  |
| 27  | 3223 | 3333 | 22 | 3211   | 3454 | 23 | 0001      | 0111 | 4  |
| 28  | 2212 | 2222 | 15 | 3322   | 2212 | 17 | 0000      | 0020 | 2  |
| 29  | 1111 | 2111 | 9  | 1101   | 1111 | 7  | 0001      | 0023 | 6  |
| 30  | 1112 | 3221 | 13 | 1013   | 2234 | 16 | 2110      | 0001 | 5  |
| 31  | 2101 | 1221 | 10 | 4232   | 3213 | 20 |           |      |    |



**Three-hour-range K indices**  
**Belsk, October - December, 2013**  
**The limit of K=9 is 450**

| Day | October |      |    | November |      |    | December |      |    |
|-----|---------|------|----|----------|------|----|----------|------|----|
|     | K       | SK   |    | K        | SK   |    | K        | SK   |    |
| 1   | 0011    | 3222 | 11 | 2212     | 1111 | 11 | 3321     | 3101 | 14 |
| 2   | 5753    | 3465 | 38 | 2101     | 0112 | 8  | 0010     | 0000 | 1  |
| 3   | 3000    | 1220 | 8  | 2221     | 1033 | 14 | 1222     | 3342 | 19 |
| 4   | 0000    | 0000 | 0  | 0122     | 1421 | 13 | 2110     | 0121 | 8  |
| 5   | 0000    | 0000 | 0  | 2122     | 1201 | 11 | 0111     | 2111 | 8  |
| 6   | 0011    | 1112 | 7  | 0011     | 1123 | 9  | 1211     | 1112 | 10 |
| 7   | 1221    | 1111 | 10 | 1323     | 3132 | 18 | 2121     | 0133 | 13 |
| 8   | 0011    | 1155 | 14 | 3112     | 1110 | 10 | 5532     | 2441 | 26 |
| 9   | 5443    | 3424 | 29 | 2344     | 4221 | 22 | 1011     | 2311 | 10 |
| 10  | 4322    | 2211 | 17 | 3312     | 2344 | 22 | 1211     | 1100 | 7  |
| 11  | 1222    | 2212 | 14 | 3333     | 5431 | 25 | 0111     | 1112 | 8  |
| 12  | 0111    | 1133 | 11 | 1111     | 1000 | 5  | 0001     | 0100 | 2  |
| 13  | 1001    | 0021 | 5  | 0111     | 2011 | 7  | 0000     | 2211 | 6  |
| 14  | 0123    | 4545 | 24 | 0001     | 1111 | 5  | 3321     | 1352 | 20 |
| 15  | 4324    | 3124 | 23 | 2211     | 2234 | 17 | 2111     | 1322 | 13 |
| 16  | 3322    | 2333 | 21 | 3333     | 2112 | 18 | 2221     | 1112 | 12 |
| 17  | 3223    | 3221 | 18 | 2212     | 1121 | 12 | 2100     | 0131 | 8  |
| 18  | 1010    | 0120 | 5  | 1011     | 1110 | 6  | 1111     | 1102 | 8  |
| 19  | 0010    | 0101 | 3  | 0012     | 1132 | 10 | 1100     | 1332 | 11 |
| 20  | 0011    | 0111 | 5  | 1212     | 2010 | 9  | 2201     | 1222 | 12 |
| 21  | 0010    | 1110 | 4  | 0101     | 0011 | 4  | 1111     | 0010 | 5  |
| 22  | 0032    | 0123 | 11 | 1011     | 0022 | 7  | 0001     | 0100 | 2  |
| 23  | 1222    | 1110 | 10 | 1232     | 2120 | 13 | 1011     | 0011 | 5  |
| 24  | 1112    | 1010 | 7  | 0000     | 0001 | 1  | 0000     | 0102 | 3  |
| 25  | 0120    | 0011 | 5  | 0000     | 0000 | 0  | 2112     | 3221 | 14 |
| 26  | 0011    | 0001 | 3  | 0001     | 0111 | 4  | 0001     | 1110 | 4  |
| 27  | 0111    | 2110 | 7  | 0000     | 1100 | 2  | 0000     | 0011 | 2  |
| 28  | 1111    | 1000 | 5  | 0000     | 0111 | 3  | 0001     | 1111 | 5  |
| 29  | 0012    | 2133 | 12 | 1212     | 2241 | 15 | 2111     | 1220 | 10 |
| 30  | 1122    | 3344 | 20 | 2112     | 2244 | 18 | 0011     | 1100 | 4  |
| 31  | 2112    | 2323 | 16 |          |      |    | 1121     | 2121 | 11 |

**Three-hour-range E indices  
based on power spectrum estimation(\*)  
Belsk, January - March, 2013**

| Day | January |      |    | February |      |    | March |      |    |
|-----|---------|------|----|----------|------|----|-------|------|----|
|     | E       | SE   |    | E        | SE   |    | E     | SE   |    |
| 1   | 0000    | 0000 | 0  | 2001     | 1223 | 11 | 4445  | 4565 | 37 |
| 2   | 0011    | 1112 | 7  | 1323     | 2352 | 21 | 4331  | 2454 | 26 |
| 3   | 1000    | 0000 | 1  | 3001     | 1111 | 8  | 3322  | 2223 | 19 |
| 4   | 0001    | 0001 | 2  | 1000     | 1330 | 8  | 3011  | 1001 | 7  |
| 5   | 0001    | 0010 | 2  | 0111     | 1000 | 4  | 3012  | 0121 | 10 |
| 6   | 0001    | 0121 | 5  | 0000     | 0011 | 2  | 2200  | 0001 | 5  |
| 7   | 1001    | 0001 | 3  | 1122     | 2122 | 13 | 0011  | 0001 | 3  |
| 8   | 0101    | 0114 | 8  | 2222     | 3212 | 16 | 0011  | 1020 | 5  |
| 9   | 2001    | 1021 | 7  | 1101     | 0011 | 5  | 4112  | 2221 | 15 |
| 10  | 0000    | 0000 | 0  | 2111     | 0241 | 12 | 0001  | 0213 | 7  |
| 11  | 0001    | 1003 | 5  | 1110     | 0122 | 8  | 3211  | 0100 | 8  |
| 12  | 2101    | 0010 | 5  | 1001     | 1223 | 10 | 1111  | 2132 | 12 |
| 13  | 3011    | 3435 | 20 | 3312     | 1255 | 22 | 1110  | 0011 | 5  |
| 14  | 3212    | 3332 | 19 | 4333     | 3223 | 23 | 0112  | 3111 | 10 |
| 15  | 1111    | 2030 | 9  | 0101     | 1343 | 13 | 0332  | 1001 | 10 |
| 16  | 0001    | 1234 | 11 | 1000     | 2541 | 13 | 4432  | 1121 | 18 |
| 17  | 3312    | 3543 | 24 | 0122     | 3441 | 17 | 2165  | 5666 | 37 |
| 18  | 2312    | 4224 | 20 | 0001     | 1014 | 7  | 2122  | 1122 | 13 |
| 19  | 4010    | 1235 | 16 | 0112     | 2323 | 14 | 1110  | 1124 | 11 |
| 20  | 4332    | 4000 | 16 | 1112     | 2231 | 13 | 2221  | 2245 | 20 |
| 21  | 3000    | 1111 | 7  | 3221     | 1134 | 17 | 5541  | 1111 | 19 |
| 22  | 0000    | 0000 | 0  | 2222     | 3335 | 22 | 0002  | 1233 | 11 |
| 23  | 0000    | 0000 | 0  | 3102     | 3144 | 18 | 1012  | 3354 | 19 |
| 24  | 1000    | 0000 | 1  | 1101     | 0212 | 8  | 2111  | 1120 | 9  |
| 25  | 0011    | 0224 | 10 | 0001     | 1113 | 7  | 0011  | 0121 | 6  |
| 26  | 5233    | 4565 | 33 | 1111     | 1131 | 10 | 1101  | 0000 | 3  |
| 27  | 4211    | 1421 | 16 | 2121     | 1101 | 9  | 1333  | 3645 | 28 |
| 28  | 1000    | 1133 | 9  | 1121     | 2025 | 14 | 4112  | 1423 | 18 |
| 29  | 1000    | 1100 | 3  |          |      |    | 4343  | 4553 | 31 |
| 30  | 0000    | 0000 | 0  |          |      |    | 5522  | 2143 | 24 |
| 31  | 0000    | 0003 | 3  |          |      |    | 0000  | 0123 | 6  |

\* - see literature: Reda and Jankowski, 2004

**Three-hour-range E indices  
based on power spectrum estimation(\*)  
Belsk, April - June, 2013**

| Day | April |      |    | May  |      |    | June |      |    |
|-----|-------|------|----|------|------|----|------|------|----|
|     | E     | SE   |    | E    | SE   |    | E    | SE   |    |
| 1   | 1122  | 1213 | 13 | 3344 | 5364 | 32 | 5665 | 5343 | 37 |
| 2   | 2100  | 0133 | 10 | 4312 | 1242 | 19 | 4434 | 4333 | 28 |
| 3   | 0001  | 1011 | 4  | 0111 | 2121 | 9  | 3222 | 2333 | 20 |
| 4   | 2201  | 2010 | 8  | 2122 | 1223 | 15 | 3222 | 1122 | 15 |
| 5   | 0001  | 1011 | 4  | 3122 | 3420 | 17 | 3112 | 2111 | 12 |
| 6   | 1112  | 1122 | 11 | 2123 | 3223 | 18 | 1322 | 4544 | 25 |
| 7   | 1111  | 2220 | 10 | 4233 | 3321 | 21 | 6544 | 3322 | 29 |
| 8   | 0010  | 0000 | 1  | 3121 | 1221 | 13 | 2333 | 1001 | 13 |
| 9   | 1112  | 0111 | 8  | 1111 | 1110 | 7  | 1121 | 3432 | 17 |
| 10  | 0112  | 1114 | 11 | 0202 | 2000 | 6  | 3323 | 3320 | 19 |
| 11  | 0012  | 1202 | 8  | 0202 | 1011 | 7  | 0011 | 4412 | 13 |
| 12  | 1111  | 2110 | 8  | 1212 | 1101 | 9  | 1111 | 1101 | 7  |
| 13  | 2312  | 0114 | 14 | 0111 | 1310 | 8  | 2101 | 1100 | 6  |
| 14  | 2333  | 2322 | 20 | 1023 | 3221 | 14 | 1102 | 1011 | 7  |
| 15  | 1011  | 1032 | 9  | 0022 | 4221 | 13 | 2122 | 0101 | 9  |
| 16  | 0000  | 0223 | 7  | 4322 | 4434 | 26 | 0001 | 0110 | 3  |
| 17  | 1111  | 2000 | 6  | 2311 | 2342 | 18 | 1112 | 1111 | 9  |
| 18  | 1001  | 0010 | 3  | 4523 | 2252 | 25 | 0111 | 1111 | 7  |
| 19  | 0000  | 1001 | 2  | 5222 | 2324 | 22 | 2211 | 1223 | 14 |
| 20  | 0012  | 2100 | 6  | 2111 | 2322 | 14 | 3212 | 3344 | 22 |
| 21  | 0000  | 0210 | 3  | 2111 | 1122 | 11 | 4323 | 3343 | 25 |
| 22  | 2101  | 1101 | 7  | 4123 | 3333 | 22 | 3332 | 3253 | 24 |
| 23  | 0111  | 2223 | 12 | 1412 | 3232 | 18 | 4433 | 2443 | 27 |
| 24  | 4324  | 5354 | 30 | 1323 | 4355 | 26 | 3322 | 4552 | 26 |
| 25  | 3213  | 2342 | 20 | 4324 | 4555 | 32 | 4222 | 1222 | 17 |
| 26  | 2433  | 2344 | 25 | 5442 | 3542 | 29 | 0101 | 0211 | 6  |
| 27  | 3121  | 2322 | 16 | 2323 | 4353 | 25 | 1011 | 4323 | 15 |
| 28  | 0002  | 2232 | 11 | 3322 | 2210 | 15 | 3323 | 4644 | 29 |
| 29  | 4001  | 1011 | 8  | 0000 | 0000 | 0  | 5644 | 5554 | 38 |
| 30  | 2002  | 2213 | 12 | 0001 | 1100 | 3  | 4213 | 3433 | 23 |
| 31  |       |      |    | 0012 | 2444 | 17 |      |      |    |

\* - see literature: Reda and Jankowski, 2004

**Three-hour-range E indices  
based on power spectrum estimation(\*)  
Belsk, July - September, 2013**

| Day | July |      |    | August |      |    | September |      |    |
|-----|------|------|----|--------|------|----|-----------|------|----|
|     | E    | SE   |    | E      | SE   |    | E         | SE   |    |
| 1   | 4222 | 1110 | 13 | 0101   | 1300 | 6  | 4221      | 3333 | 21 |
| 2   | 0000 | 1210 | 4  | 0001   | 1110 | 4  | 1233      | 3210 | 15 |
| 3   | 1001 | 0211 | 6  | 0000   | 1122 | 6  | 1112      | 2124 | 14 |
| 4   | 1101 | 1221 | 9  | 1122   | 2645 | 23 | 1013      | 1122 | 11 |
| 5   | 2211 | 3342 | 18 | 5423   | 2333 | 25 | 0001      | 0021 | 4  |
| 6   | 3443 | 4334 | 28 | 3112   | 2112 | 13 | 1111      | 0133 | 11 |
| 7   | 4110 | 1210 | 10 | 1110   | 1010 | 5  | 1111      | 0101 | 6  |
| 8   | 0211 | 1120 | 8  | 0010   | 1112 | 6  | 2222      | 2110 | 12 |
| 9   | 0012 | 3433 | 16 | 0112   | 3231 | 13 | 0111      | 0100 | 4  |
| 10  | 5534 | 4454 | 34 | 1122   | 3111 | 12 | 0002      | 3433 | 15 |
| 11  | 2343 | 4552 | 28 | 1111   | 2111 | 9  | 2002      | 2132 | 12 |
| 12  | 22-2 | 2333 | -- | 1001   | 1233 | 11 | 3012      | 1133 | 14 |
| 13  | 4322 | 1223 | 19 | 2002   | 1432 | 14 | 3221      | 2431 | 18 |
| 14  | 3333 | 4455 | 30 | 4221   | 1234 | 19 | 1121      | 1120 | 9  |
| 15  | 4433 | 4222 | 24 | 3224   | 3524 | 25 | 1001      | 0112 | 6  |
| 16  | 1011 | 2231 | 11 | 4543   | 4544 | 33 | 1111      | 1101 | 7  |
| 17  | 001- | 1112 | -- | 2222   | 2112 | 14 | 1121      | 1233 | 14 |
| 18  | 1023 | 4552 | 22 | 2022   | 1221 | 12 | 2102      | 2334 | 17 |
| 19  | 3243 | 4343 | 26 | 1101   | 1210 | 7  | 3233      | 2332 | 21 |
| 20  | 3111 | 0000 | 6  | 1000   | 0114 | 7  | 1222      | 3114 | 16 |
| 21  | 0011 | 1222 | 9  | 2323   | 3445 | 26 | 2213      | 3332 | 19 |
| 22  | 0001 | 2313 | 10 | 5422   | 2344 | 26 | 2120      | 2100 | 8  |
| 23  | 2101 | 2111 | 9  | 5232   | 2442 | 24 | 0111      | 0032 | 8  |
| 24  | 2011 | 1111 | 8  | 3112   | 3222 | 16 | 2114      | 4411 | 18 |
| 25  | 0111 | 2444 | 17 | 1222   | 2312 | 15 | 3121      | 0000 | 7  |
| 26  | 4422 | 3332 | 23 | 1111   | 1023 | 10 | 0000      | 0010 | 1  |
| 27  | 3223 | 4334 | 24 | 3101   | 4464 | 23 | 0000      | 0010 | 1  |
| 28  | 2221 | 2223 | 16 | 4312   | 3112 | 17 | 0000      | 0010 | 1  |
| 29  | 1111 | 2101 | 8  | 0001   | 0111 | 4  | 0000      | 0013 | 4  |
| 30  | 0112 | 3221 | 12 | 0013   | 2245 | 17 | 2100      | 0000 | 3  |
| 31  | 2101 | 1131 | 10 | 5233   | 3213 | 22 |           |      |    |

\* - see literature: Reda and Jankowski, 2004

**Three-hour-range E indices  
based on power spectrum estimation(\*)  
Belsk, October - December, 2013**

| Day | October |      |    | November |      |    | December |      |    |
|-----|---------|------|----|----------|------|----|----------|------|----|
|     | E       | SE   |    | E        | SE   |    | E        | SE   |    |
| 1   | 0011    | 3123 | 11 | 2212     | 1110 | 10 | 4321     | 3101 | 15 |
| 2   | 6763    | 2466 | 40 | 2001     | 0002 | 5  | 0000     | 0000 | 0  |
| 3   | 4000    | 0220 | 8  | 3221     | 0033 | 14 | 1212     | 4342 | 19 |
| 4   | 0000    | 0000 | 0  | 0022     | 0421 | 11 | 2100     | 0131 | 8  |
| 5   | 0000    | 0000 | 0  | 1022     | 0201 | 8  | 0111     | 1110 | 6  |
| 6   | 0001    | 0002 | 3  | 0011     | 1123 | 9  | 1101     | 0012 | 6  |
| 7   | 1211    | 1111 | 9  | 1324     | 4122 | 19 | 2010     | 0043 | 10 |
| 8   | 0001    | 1156 | 14 | 4111     | 0100 | 8  | 6532     | 2542 | 29 |
| 9   | 5543    | 4424 | 31 | 3444     | 4221 | 24 | 0000     | 2412 | 9  |
| 10  | 5412    | 2201 | 17 | 3313     | 2344 | 23 | 1211     | 1100 | 7  |
| 11  | 1211    | 2222 | 13 | 4443     | 5531 | 29 | 0011     | 1002 | 5  |
| 12  | 0001    | 1123 | 8  | 0011     | 0000 | 2  | 0000     | 0000 | 0  |
| 13  | 1000    | 0021 | 4  | 0011     | 2000 | 4  | 0000     | 2111 | 5  |
| 14  | 0124    | 4555 | 26 | 0001     | 1111 | 5  | 4421     | 1462 | 24 |
| 15  | 5424    | 2114 | 23 | 2111     | 2345 | 19 | 2111     | 1322 | 13 |
| 16  | 4322    | 2432 | 22 | 4333     | 2112 | 19 | 2220     | 0112 | 10 |
| 17  | 4222    | 3221 | 18 | 2212     | 1021 | 11 | 2100     | 0140 | 8  |
| 18  | 0000    | 0020 | 2  | 0011     | 0100 | 3  | 0010     | 0103 | 5  |
| 19  | 0000    | 0100 | 1  | 0002     | 1131 | 8  | 2100     | 1331 | 11 |
| 20  | 0000    | 0011 | 2  | 1211     | 2000 | 7  | 2201     | 1232 | 13 |
| 21  | 0010    | 0100 | 2  | 0000     | 0001 | 1  | 1111     | 0010 | 5  |
| 22  | 0021    | 0123 | 9  | 0000     | 0012 | 3  | 0001     | 0000 | 1  |
| 23  | 1222    | 0000 | 7  | 0233     | 3110 | 13 | 0000     | 0011 | 2  |
| 24  | 0101    | 0000 | 2  | 0000     | 0000 | 0  | 0000     | 0101 | 2  |
| 25  | 0010    | 0001 | 2  | 0000     | 0000 | 0  | 2012     | 3210 | 11 |
| 26  | 0001    | 0001 | 2  | 0000     | 0001 | 1  | 0000     | 1100 | 2  |
| 27  | 0011    | 1010 | 4  | 0000     | 0100 | 1  | 0010     | 0010 | 2  |
| 28  | 0000    | 0000 | 0  | 0000     | 0100 | 1  | 0000     | 0111 | 3  |
| 29  | 0012    | 1133 | 11 | 1212     | 1251 | 15 | 2101     | 0210 | 7  |
| 30  | 0123    | 3435 | 21 | 2012     | 2234 | 16 | 0011     | 0100 | 3  |
| 31  | 2012    | 2323 | 15 |          |      |    | 1121     | 1111 | 9  |

\* - see literature: Reda and Jankowski, 2004

BEL

K-Indices

2013

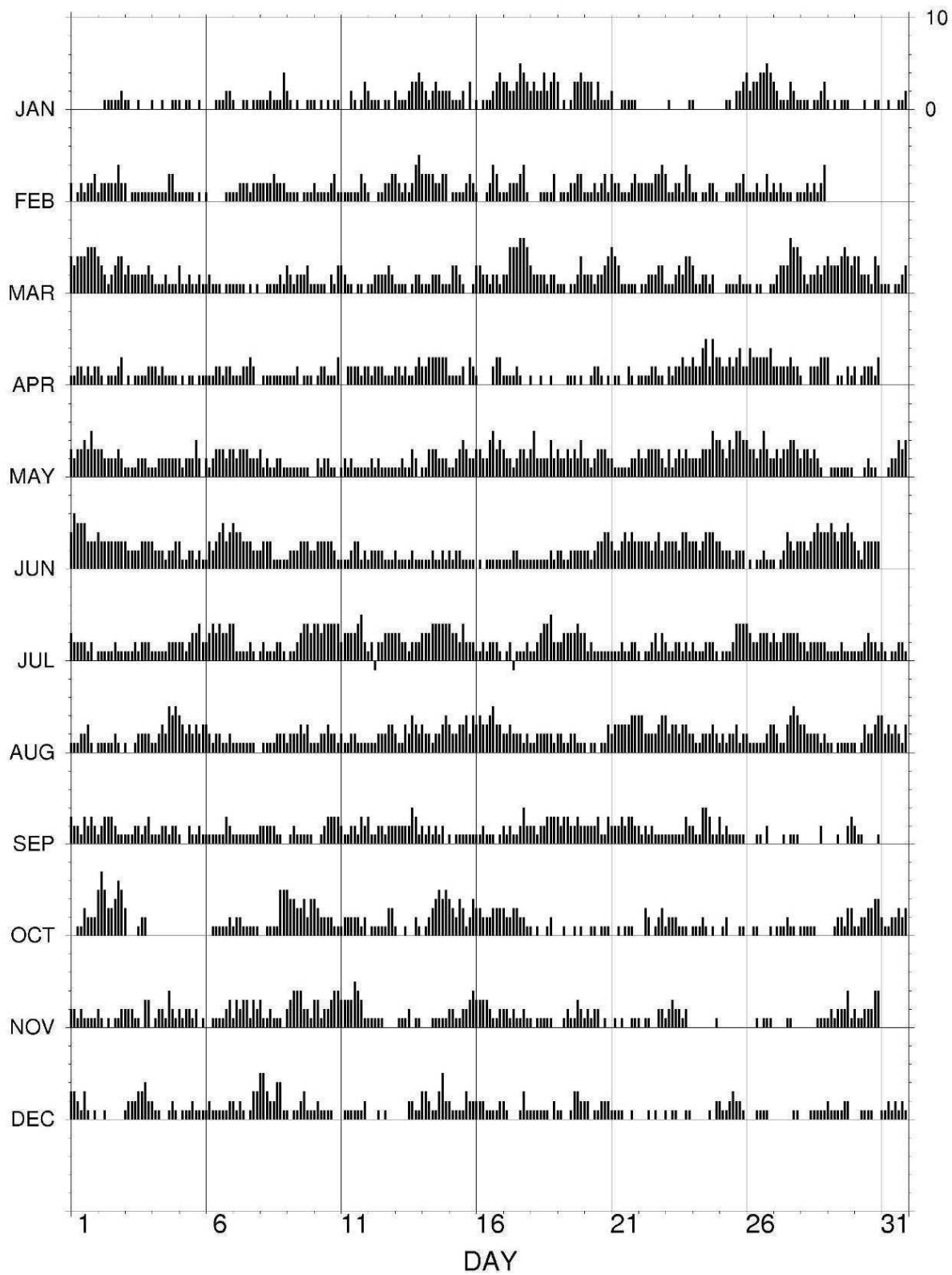


Fig. 4. K-indices in graphical form, Belsk 2013.

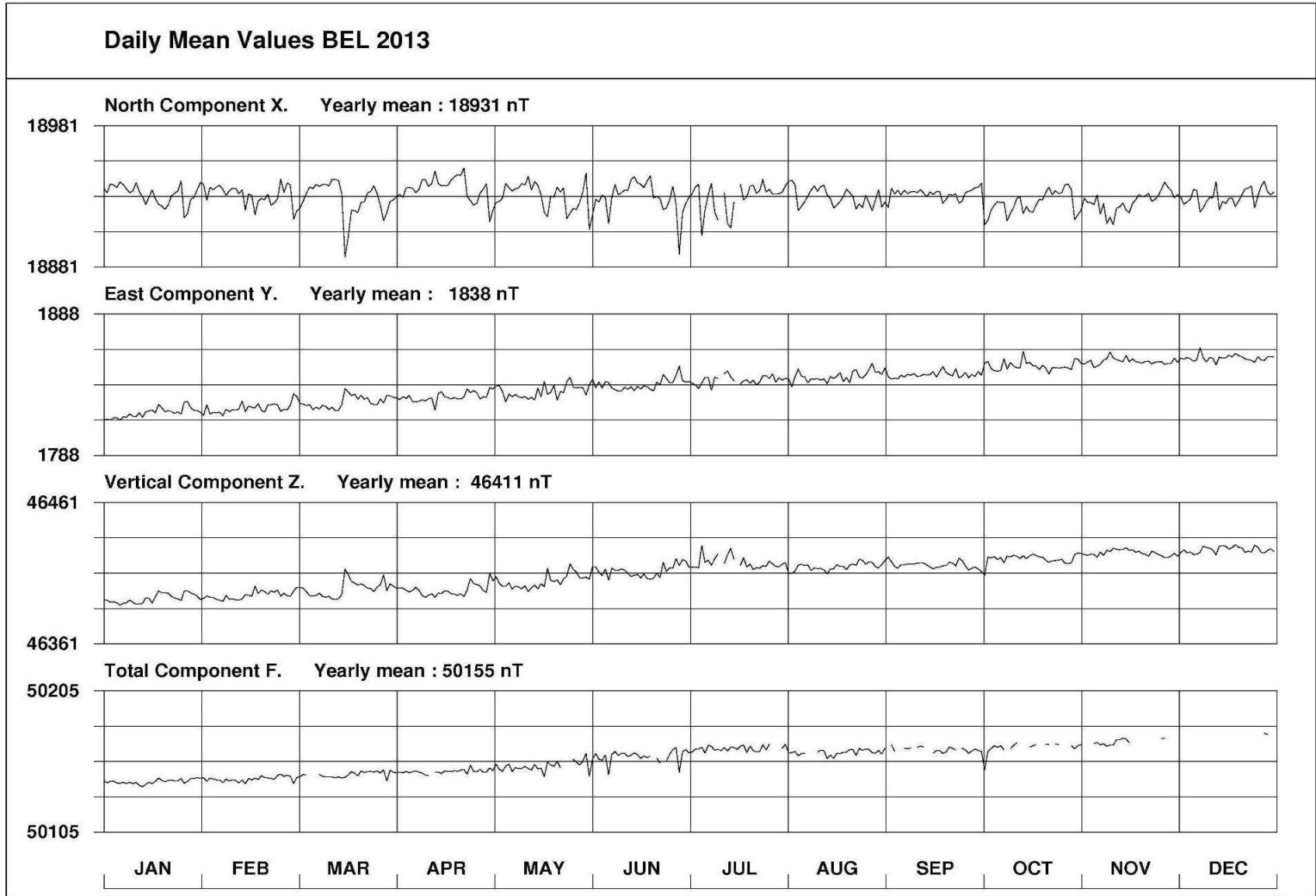


Fig. 5. Daily mean data plot for Belsk 2013.

# BEL - Hourly Mean Values

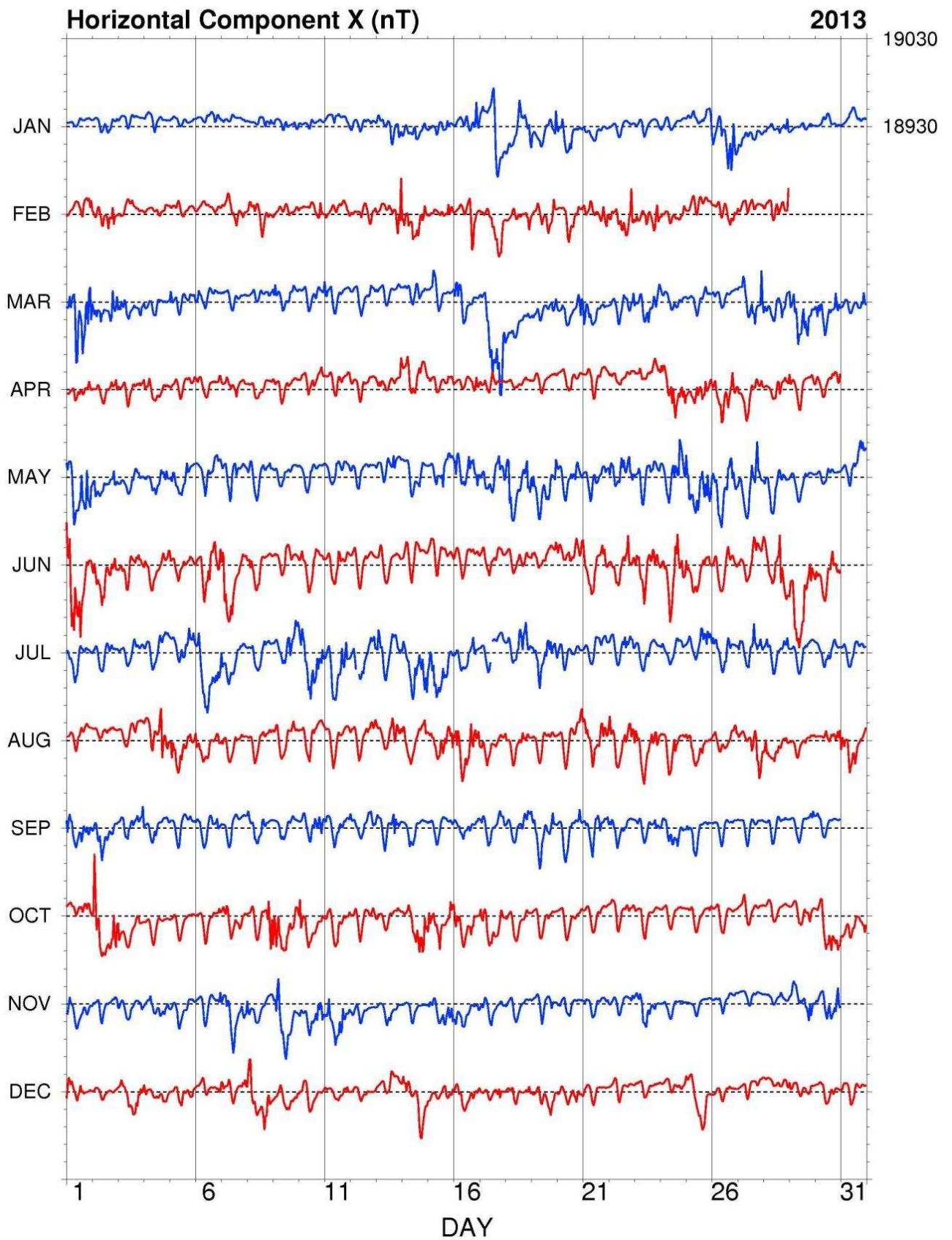


Fig. 6. Hourly mean data plot of X component for Belsk 2013.



# BEL - Hourly Mean Values

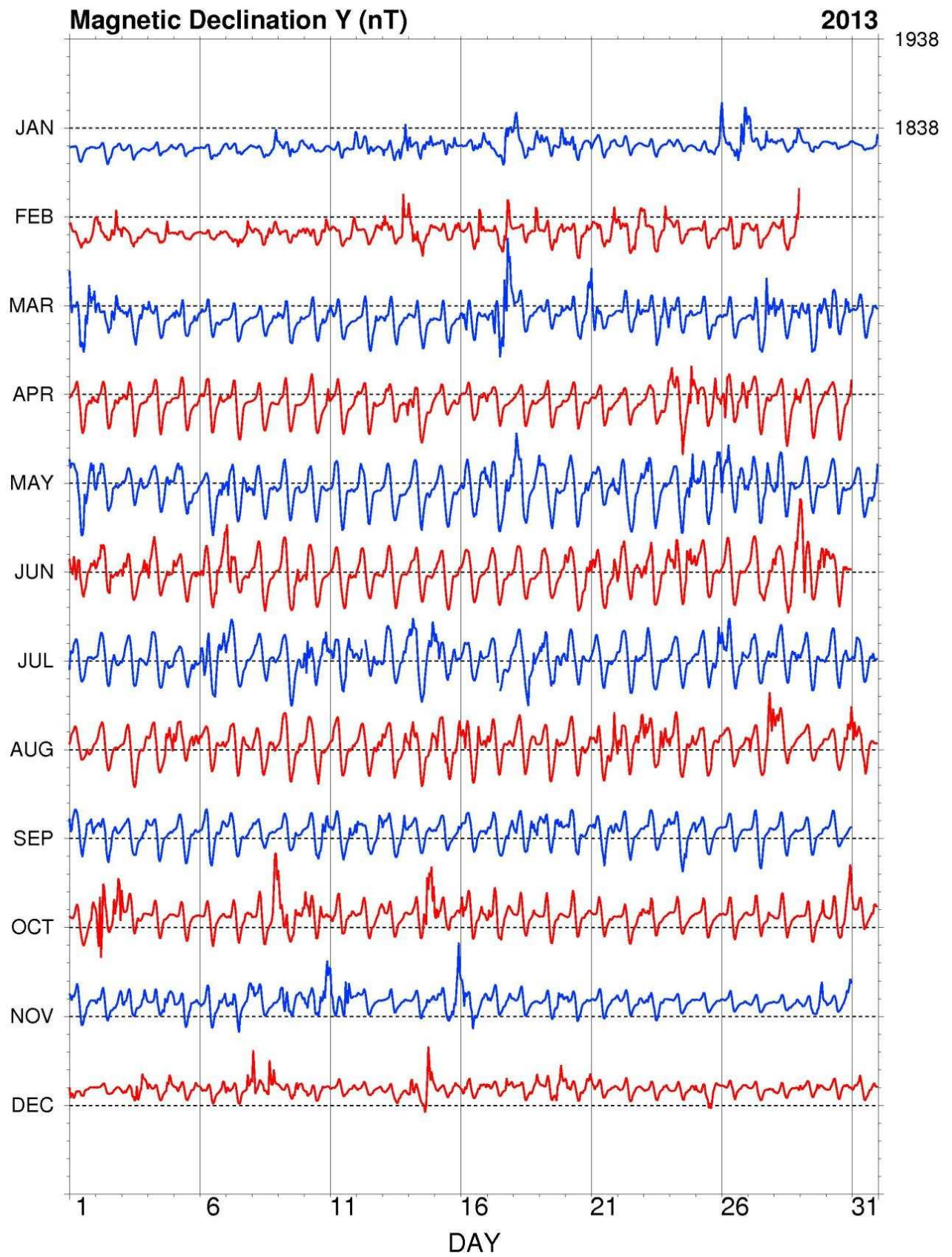


Fig. 7. Hourly mean data plot of Y component for Belsk 2013.

# BEL - Hourly Mean Values

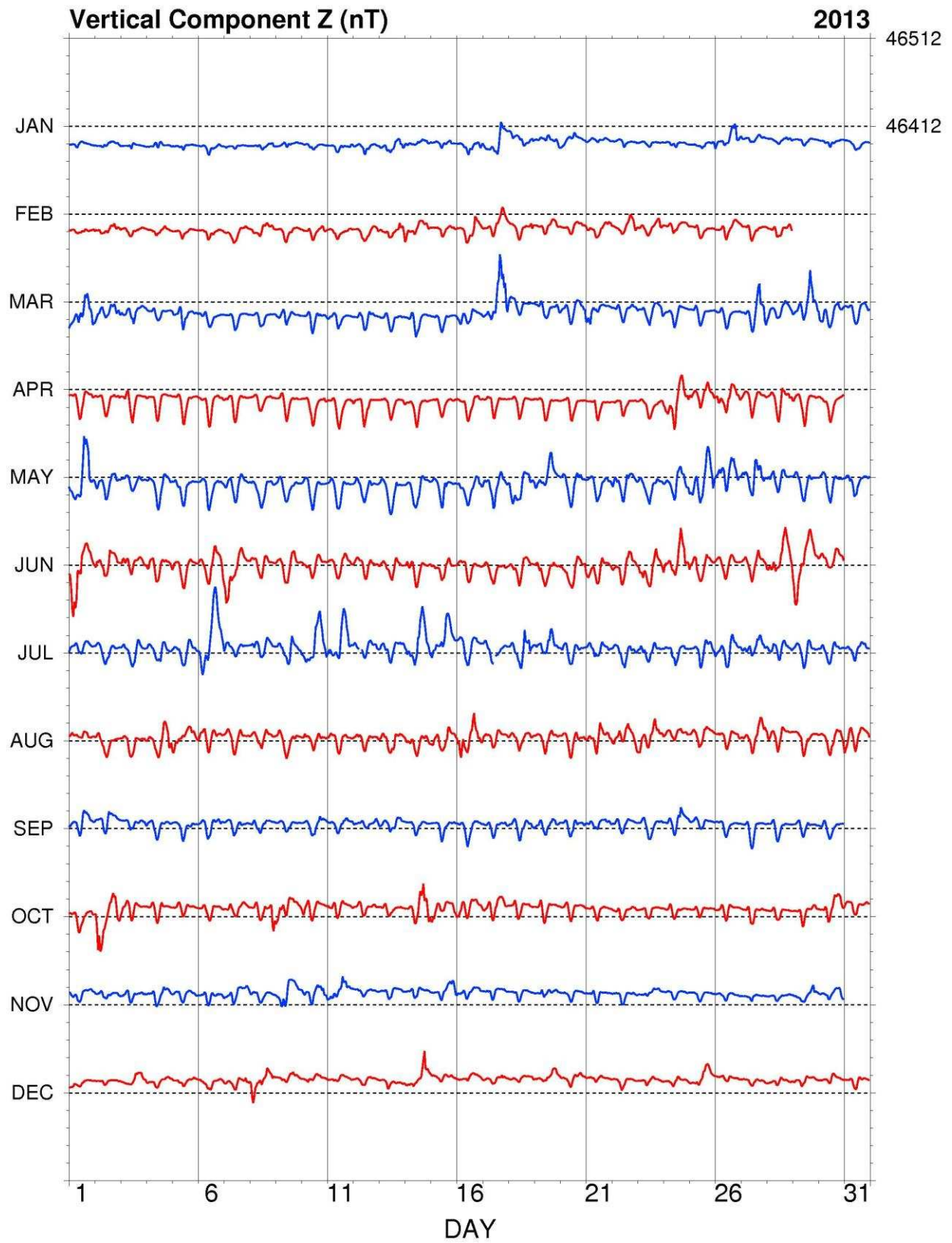


Fig. 8. Hourly mean data plot of Z component for Belsk 2013.

# BEL - Hourly Mean Values

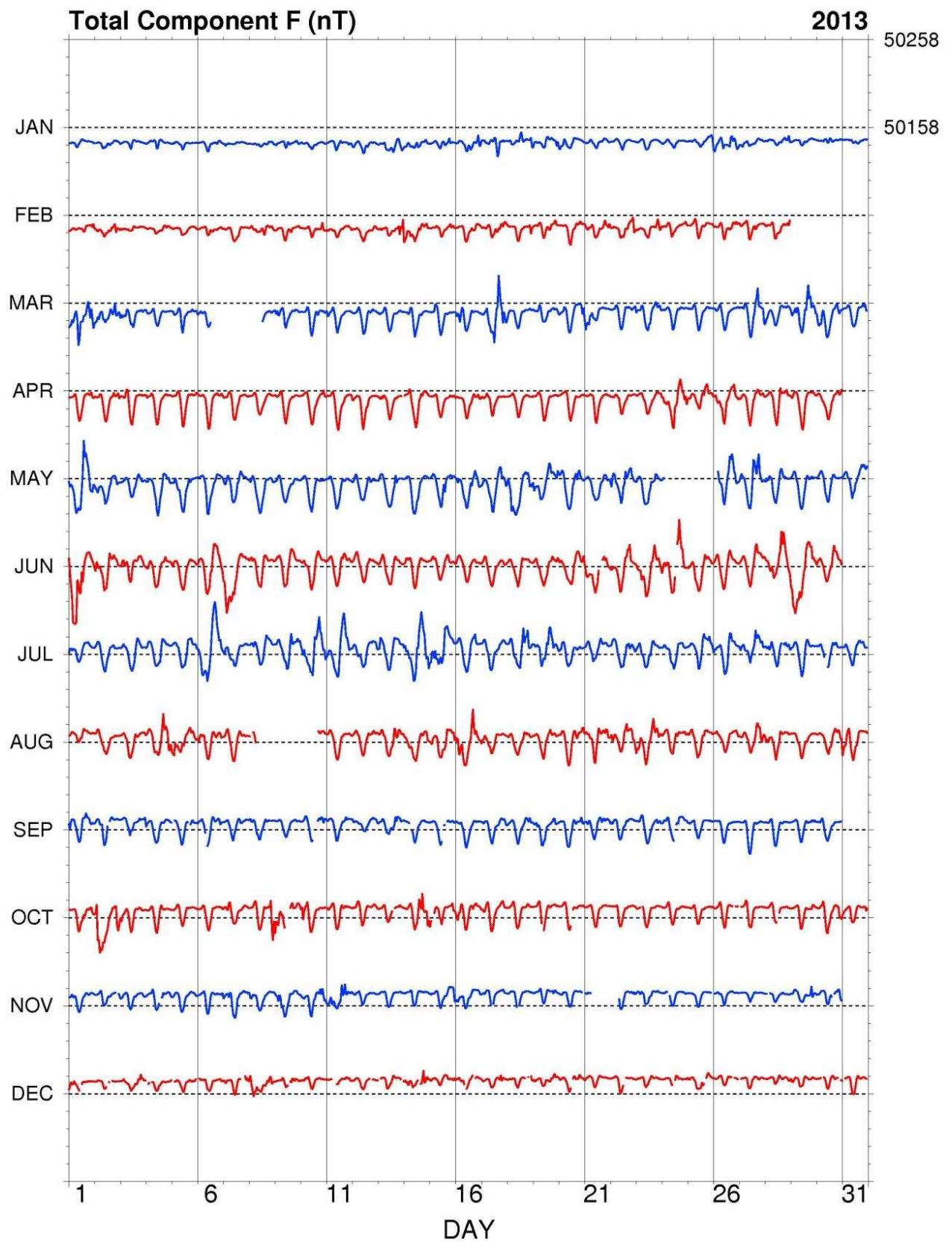


Fig. 9. Hourly mean data plot of F component for Belsk 2013.

## **7. TABLES AND PLOTS FOR HEL OBSERVATORY**

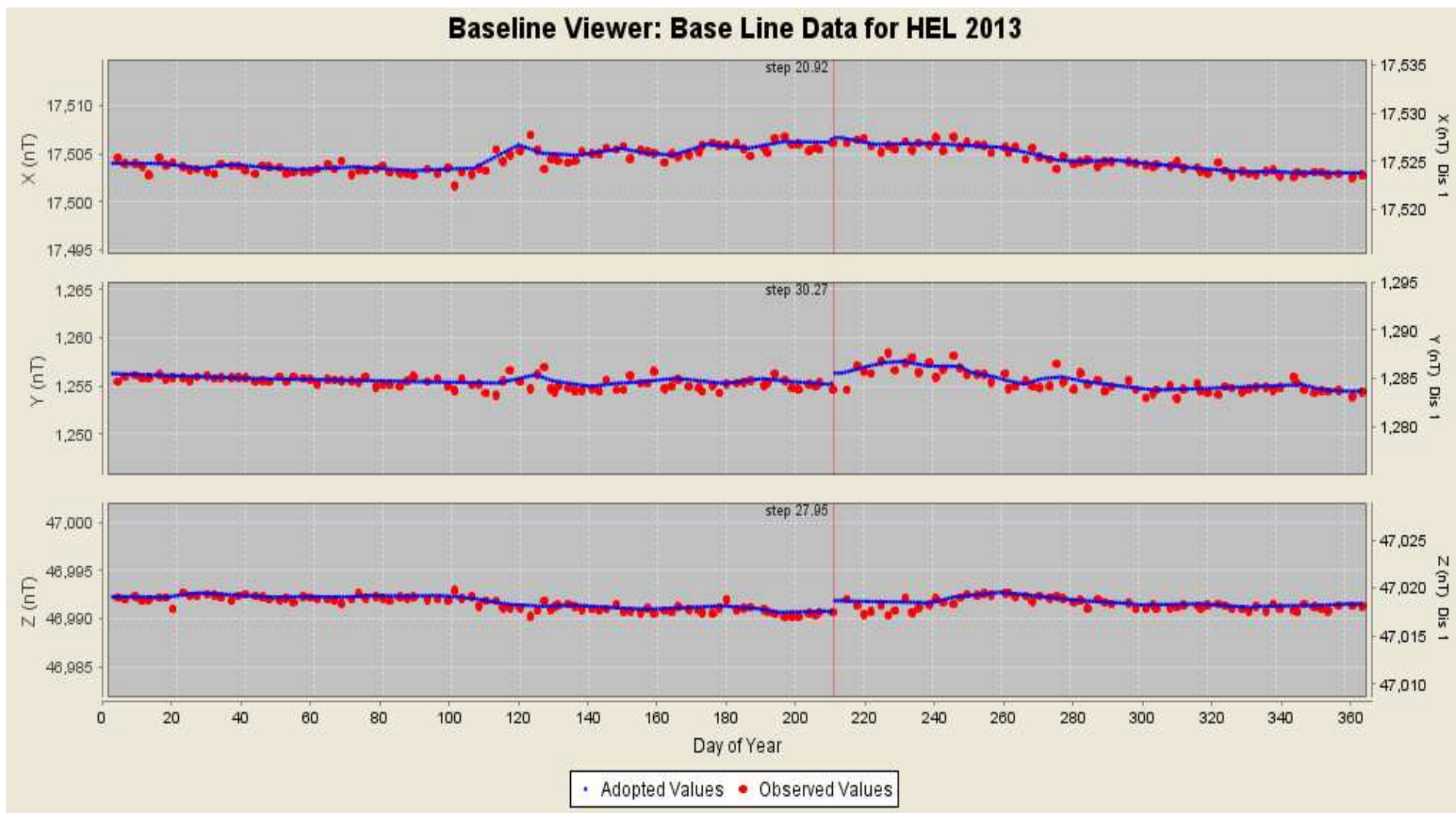


Fig. 10. Base values of set 1, Hel 2013.

### Annual mean values of magnetic elements in Hel Observatory

| No | Year | D<br>[ ° ‘ ] | H<br>[ nT ] | Z<br>[ nT ] | X<br>[ nT ] | Y<br>[ nT ] | I<br>[ ° ‘ ] | F<br>[ nT ] |
|----|------|--------------|-------------|-------------|-------------|-------------|--------------|-------------|
| 1  | 1953 | -0 14.5      | 17388       | 45327       | 17388       | -73         | 69 00.8      | 48548       |
| 2  | 1954 | -0 10.0      | 17394       | 45374       | 17394       | -51         | 69 01.5      | 48594       |
| 3  | 1955 | -0 04.2      | 17379       | 45430       | 17379       | -21         | 69 03.9      | 48640       |
| 4  | 1956 | 0 03.9       | 17371       | 45450       | 17371       | 20          | 69 05.0      | 48656       |
| 5  | 1957 | 0 05.7       | 17372       | 45475       | 17372       | 29          | 69 05.5      | 48680       |
| 6  | 1958 | 0 10.2       | 17380       | 45535       | 17380       | 52          | 69 06.5      | 48739       |
| 7  | 1959 | 0 14.7       | 17390       | 45565       | 17390       | 74          | 69 06.6      | 48771       |
| 8  | 1960 | 0 17.6       | 17402       | 45602       | 17402       | 89          | 69 06.8      | 48810       |
| 9  | 1961 | 0 19.8       | 17422       | 45625       | 17422       | 100         | 69 06.0      | 48838       |
| 10 | 1962 | 0 22.7       | 17438       | 45647       | 17438       | 115         | 69 05.5      | 48864       |
| 11 | 1963 | 0 26.5       | 17449       | 45663       | 17448       | 134         | 69 05.2      | 48883       |
| 12 | 1964 | 0 28.6       | 17464       | 45676       | 17463       | 145         | 69 04.6      | 48901       |
| 13 | 1965 | 0 30.0       | 17476       | 45692       | 17475       | 152         | 69 04.2      | 48920       |
| 14 | 1966 | 0 31.6       | 17485       | 45710       | 17484       | 161         | 69 04.0      | 48940       |
| 15 | 1967 | 0 33.3       | 17492       | 45743       | 17491       | 169         | 69 04.4      | 48973       |
| 16 | 1968 | 0 34.4       | 17502       | 45769       | 17501       | 175         | 69 04.4      | 49001       |
| 17 | 1969 | 0 34.3       | 17524       | 45792       | 17523       | 175         | 69 03.5      | 49030       |
| 18 | 1970 | 0 34.8       | 17542       | 45824       | 17541       | 178         | 69 03.2      | 49067       |
| 19 | 1971 | 0 35.7       | 17565       | 45849       | 17564       | 182         | 69 02.3      | 49098       |
| 20 | 1972 | 0 36.1       | 17579       | 45880       | 17578       | 184         | 69 02.1      | 49132       |
| 21 | 1973 | 0 38.5       | 17595       | 45912       | 17594       | 197         | 69 01.9      | 49168       |
| 22 | 1974 | 0 41.9       | 17606       | 45951       | 17605       | 215         | 69 02.2      | 49208       |
| 23 | 1975 | 0 45.0       | 17625       | 45984       | 17623       | 231         | 69 01.7      | 49246       |
| 24 | 1976 | 0 49.6       | 17639       | 46015       | 17637       | 254         | 69 01.6      | 49280       |
| 25 | 1977 | 0 55.0       | 17651       | 46045       | 17649       | 282         | 69 01.5      | 49312       |
| 26 | 1978 | 1 00.2       | 17646       | 46085       | 17643       | 309         | 69 02.9      | 49349       |
| 27 | 1979 | 1 05.1       | 17651       | 46112       | 17648       | 334         | 69 03.2      | 49375       |
| 28 | 1980 | 1 11.5       | 17653       | 46127       | 17649       | 367         | 69 03.5      | 49390       |
| 29 | 1981 | 1 17.5       | 17637       | 46156       | 17632       | 398         | 69 05.2      | 49411       |
| 30 | 1982 | 1 23.4       | 17620       | 46184       | 17615       | 427         | 69 07.1      | 49431       |
| 31 | 1983 | 1 28.6       | 17614       | 46200       | 17608       | 454         | 69 07.8      | 49444       |
| 32 | 1984 | 1 33.5       | 17602       | 46219       | 17596       | 479         | 69 09.1      | 49457       |
| 33 | 1985 | 1 37.9       | 17591       | 46239       | 17584       | 501         | 69 10.3      | 49472       |

|    |        |        |       |       |       |      |         |       |
|----|--------|--------|-------|-------|-------|------|---------|-------|
| 34 | 1986   | 1 42.7 | 17579 | 46263 | 17571 | 525  | 69 11.6 | 49490 |
| 35 | 1987   | 1 46.3 | 17572 | 46285 | 17564 | 543  | 69 12.6 | 49508 |
| 36 | 1988   | 1 51.0 | 17555 | 46318 | 17546 | 567  | 69 14.6 | 49533 |
| 37 | 1989   | 1 55.5 | 17535 | 46352 | 17525 | 589  | 69 16.7 | 49558 |
| 38 | 1990   | 1 58.4 | 17527 | 46374 | 17516 | 604  | 69 17.8 | 49575 |
| 39 | 1991   | 2 00.6 | 17513 | 46398 | 17502 | 614  | 69 19.3 | 49593 |
| 40 | 1992   | 2 03.9 | 17515 | 46416 | 17504 | 631  | 69 19.6 | 49611 |
| 41 | 1993   | 2 10.0 | 17516 | 46428 | 17503 | 662  | 69 19.8 | 49622 |
| 42 | 1994   | 2 15.9 | 17512 | 46456 | 17498 | 692  | 69 20.7 | 49647 |
| 43 | 1995   | 2 21.3 | 17518 | 46481 | 17503 | 720  | 69 21.0 | 49672 |
| 44 | 1996   | 2 26.6 | 17523 | 46506 | 17507 | 747  | 69 21.2 | 49698 |
| 45 | 1997   | 2 32.9 | 17519 | 46539 | 17502 | 779  | 69 22.3 | 49727 |
| 46 | 1998   | 2 39.8 | 17512 | 46581 | 17493 | 814  | 69 23.8 | 49764 |
| 47 | 1999   | 2 45.4 | 17511 | 46615 | 17491 | 842  | 69 24.7 | 49796 |
| 48 | 2000   | 2 51.9 | 17507 | 46657 | 17485 | 875  | 69 25.9 | 49833 |
| 49 | 2001   | 2 57.7 | 17515 | 46692 | 17492 | 905  | 69 26.2 | 49869 |
| 50 | 2002   | 3 03.7 | 17520 | 46730 | 17495 | 936  | 69 26.9 | 49906 |
| 51 | 2003   | 3 10.8 | 17519 | 46777 | 17492 | 972  | 69 28.1 | 49950 |
| 52 | 2004   | 3 16.6 | 17529 | 46809 | 17500 | 1002 | 69 28.2 | 49983 |
| 53 | 2005   | 3 22.3 | 17531 | 46843 | 17501 | 1031 | 69 28.9 | 50016 |
| J  | 2006.0 | 0 -1.5 | -2    | 9     | -2    | -8   | 0 0.6   | 7     |
| 54 | 2006   | 3 29.9 | 17550 | 46859 | 17517 | 1071 | 69 28.1 | 50038 |
| 55 | 2007   | 3 36.7 | 17559 | 46887 | 17524 | 1106 | 69 28.2 | 50067 |
| 56 | 2008   | 3 43.8 | 17564 | 46917 | 17527 | 1143 | 69 28.5 | 50097 |
| 57 | 2009   | 3 51.3 | 17571 | 46945 | 17531 | 1181 | 69 28.8 | 50126 |
| 58 | 2010   | 4 00.5 | 17568 | 46980 | 17525 | 1228 | 69 29.8 | 50157 |
| 59 | 2011   | 4 09.2 | 17564 | 47014 | 17518 | 1272 | 69 30.9 | 50188 |
| 60 | 2012   | 4 18.7 | 17562 | 47053 | 17512 | 1321 | 69 32.0 | 50223 |
| 61 | 2013   | 4 28.2 | 17567 | 47084 | 17513 | 1369 | 69 32.4 | 50254 |

Note: Since 2006 the observatory has stopped introducing the so-called historical corrections. The corrections were related, among other things, with the variable location of the instruments for absolute measurements. In the 2006.0 line we include the jump value J relating to the neglect of historical corrections. The jump values are defined as follows:

$$\text{jump value J} = \text{old site value} - \text{new site value}$$

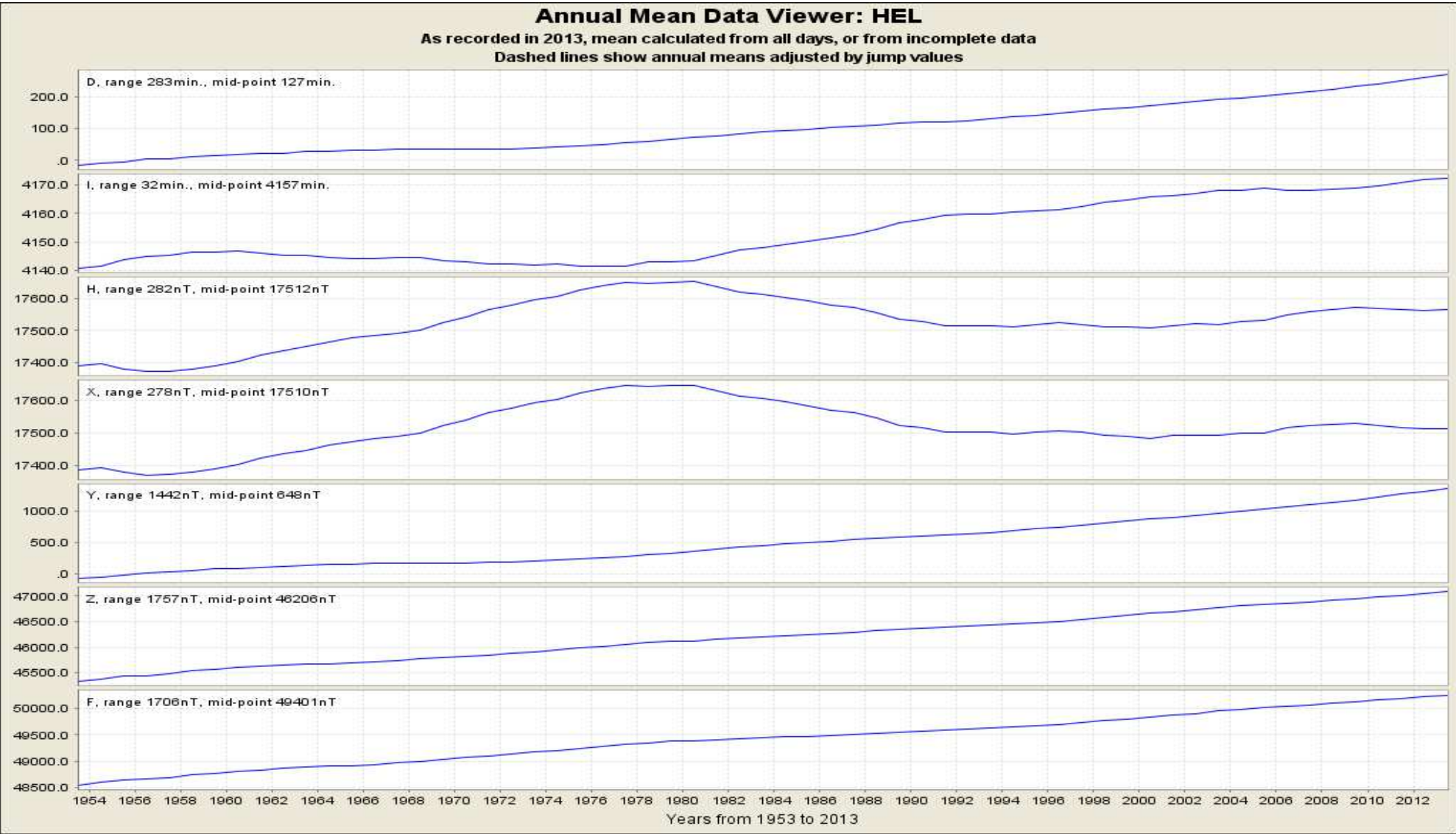


Fig. 11. Secular changes of H, X, Y, Z, F, D and I at Hel.



MONTHLY AND YEARLY MEAN VALUES OF MAGNETIC ELEMENTS

HLP

2013

JAN FEB MAR APR MAY JUN JUL AUG SEP OCT NOV DEC MEAN

NORTH COMPONENT: 17000 + ... in nT

|                |     |     |     |     |     |     |     |     |     |     |     |     |     |
|----------------|-----|-----|-----|-----|-----|-----|-----|-----|-----|-----|-----|-----|-----|
| All days       | 515 | 515 | 510 | 518 | 514 | 512 | 514 | 514 | 515 | 509 | 510 | 513 | 513 |
| Quiet days     | 517 | 519 | 520 | 520 | 517 | 519 | 504 | 518 | 514 | 516 | 513 | 517 | 516 |
| Disturbed days | 508 | 509 | 496 | 519 | 505 | 496 | 504 | 515 | 515 | 511 | 507 | 511 | 508 |

EAST COMPONENT: 1000 + ... in nT

|                |     |     |     |     |     |     |     |     |     |     |     |     |     |
|----------------|-----|-----|-----|-----|-----|-----|-----|-----|-----|-----|-----|-----|-----|
| All days       | 348 | 351 | 356 | 358 | 363 | 369 | 372 | 375 | 377 | 383 | 386 | 389 | 369 |
| Quiet days     | 347 | 350 | 352 | 357 | 363 | 368 | 372 | 371 | 376 | 383 | 385 | 387 | 368 |
| Disturbed days | 350 | 353 | 359 | 359 | 368 | 373 | 372 | 373 | 377 | 381 | 387 | 388 | 370 |

VERTICAL COMPONENT: 47000 + ... in nT

|                |    |    |    |    |    |    |    |    |    |    |     |     |    |
|----------------|----|----|----|----|----|----|----|----|----|----|-----|-----|----|
| All days       | 68 | 69 | 74 | 73 | 79 | 85 | 91 | 88 | 90 | 94 | 99  | 100 | 84 |
| Quiet days     | 67 | 68 | 70 | 72 | 77 | 83 | 94 | 88 | 91 | 93 | 98  | 100 | 83 |
| Disturbed days | 70 | 71 | 78 | 73 | 81 | 83 | 94 | 87 | 89 | 90 | 100 | 102 | 85 |

**Three-hour-range K indices**  
**Hel, January - March, 2013**  
**The limit of K=9 is 550**

| Day | January |      |    | February |      |    | March |      |    |
|-----|---------|------|----|----------|------|----|-------|------|----|
|     | K       | SK   |    | K        | SK   |    | K     | SK   |    |
| 1   | 0000    | 0000 | 0  | 1001     | 1223 | 10 | 4344  | 4455 | 33 |
| 2   | 0011    | 1112 | 7  | 1222     | 2242 | 17 | 4321  | 2343 | 22 |
| 3   | 0100    | 1000 | 2  | 2011     | 2111 | 9  | 2222  | 2223 | 17 |
| 4   | 1000    | 0001 | 2  | 1011     | 1331 | 11 | 2111  | 2111 | 10 |
| 5   | 0001    | 0010 | 2  | 0111     | 1010 | 5  | 3112  | 1121 | 12 |
| 6   | 0001    | 1121 | 6  | 0010     | 0011 | 3  | 1211  | 1001 | 7  |
| 7   | 1000    | 1001 | 3  | 1122     | 2122 | 13 | 1111  | 1101 | 7  |
| 8   | 0112    | 1113 | 10 | 2222     | 2222 | 16 | 0011  | 1120 | 6  |
| 9   | 2001    | 0011 | 5  | 1111     | 0011 | 6  | 3212  | 2221 | 15 |
| 10  | 0000    | 0010 | 1  | 2111     | 0231 | 11 | 1111  | 0213 | 10 |
| 11  | 0001    | 1012 | 5  | 1111     | 1122 | 10 | 3211  | 1110 | 10 |
| 12  | 2101    | 0010 | 5  | 1002     | 2223 | 12 | 1112  | 3232 | 15 |
| 13  | 2111    | 2334 | 17 | 3212     | 1245 | 20 | 1111  | 0022 | 8  |
| 14  | 3212    | 2222 | 16 | 3332     | 2223 | 20 | 0102  | 3211 | 10 |
| 15  | 1111    | 2030 | 9  | 0001     | 1232 | 9  | 1322  | 1101 | 11 |
| 16  | 0001    | 1134 | 10 | 1000     | 3431 | 12 | 3322  | 2222 | 18 |
| 17  | 3322    | 3543 | 25 | 1122     | 2331 | 15 | 2255  | 5665 | 36 |
| 18  | 2322    | 4233 | 21 | 0001     | 1013 | 6  | 3223  | 2122 | 17 |
| 19  | 3010    | 1334 | 15 | 0111     | 2223 | 12 | 1111  | 1123 | 11 |
| 20  | 3331    | 3110 | 15 | 1112     | 2221 | 12 | 2211  | 2234 | 17 |
| 21  | 2001    | 0111 | 6  | 3221     | 1123 | 15 | 4331  | 1101 | 14 |
| 22  | 0000    | 0000 | 0  | 2222     | 2334 | 20 | 1102  | 2123 | 12 |
| 23  | 0010    | 0000 | 1  | 3102     | 2133 | 15 | 1011  | 3244 | 16 |
| 24  | 1000    | 0000 | 1  | 1001     | 1211 | 7  | 3111  | 2110 | 10 |
| 25  | 0011    | 0123 | 8  | 0011     | 2122 | 9  | 0011  | 1121 | 7  |
| 26  | 4233    | 3454 | 28 | 2111     | 1121 | 10 | 1101  | 1001 | 5  |
| 27  | 3211    | 1311 | 13 | 1111     | 2001 | 7  | 2223  | 3544 | 25 |
| 28  | 1110    | 1123 | 10 | 1021     | 2024 | 12 | 4112  | 1323 | 17 |
| 29  | 1000    | 1100 | 3  |          |      |    | 3333  | 4543 | 28 |
| 30  | 0000    | 0011 | 2  |          |      |    | 4422  | 2143 | 22 |
| 31  | 0010    | 0102 | 4  |          |      |    | 1111  | 1223 | 12 |

**Three-hour-range K indices**  
**Hel, April - June, 2013**  
**The limit of K=9 is 550**

| Day | April |      |    | May  |      |    | June |      |    |
|-----|-------|------|----|------|------|----|------|------|----|
|     | K     | SK   |    | K    | SK   |    | K    | SK   |    |
| 1   | 1122  | 2102 | 11 | 3233 | 5353 | 27 | 4555 | 5333 | 33 |
| 2   | 1101  | 1123 | 10 | 3322 | 2231 | 18 | 3333 | 3333 | 24 |
| 3   | 0000  | 1112 | 5  | 1111 | 2221 | 11 | 3222 | 3233 | 20 |
| 4   | 2112  | 2110 | 10 | 2112 | 1213 | 13 | 3222 | 2222 | 17 |
| 5   | 0001  | 1011 | 4  | 2122 | 3420 | 16 | 2112 | 2121 | 12 |
| 6   | 1112  | 2122 | 12 | 2123 | 3323 | 19 | 1223 | 4634 | 25 |
| 7   | 1112  | 2310 | 11 | 3223 | 3221 | 18 | 5433 | 3322 | 25 |
| 8   | 0011  | 1000 | 3  | 3121 | 2211 | 13 | 2333 | 2101 | 15 |
| 9   | 1112  | 1011 | 8  | 2111 | 1110 | 8  | 1121 | 3432 | 17 |
| 10  | 0122  | 2113 | 12 | 0212 | 2111 | 10 | 2333 | 3320 | 19 |
| 11  | 0012  | 1212 | 9  | 0212 | 1111 | 9  | 0012 | 3312 | 12 |
| 12  | 1122  | 2110 | 10 | 1112 | 1200 | 8  | 1112 | 2101 | 9  |
| 13  | 2212  | 1113 | 13 | 1121 | 1321 | 12 | 2111 | 1100 | 7  |
| 14  | 2233  | 3323 | 21 | 1023 | 3222 | 15 | 1002 | 1121 | 8  |
| 15  | 1111  | 2032 | 11 | 0023 | 5321 | 16 | 2112 | 1111 | 10 |
| 16  | 1000  | 0233 | 9  | 3322 | 4534 | 26 | 0001 | 1111 | 5  |
| 17  | 1111  | 2100 | 7  | 2222 | 2332 | 18 | 1112 | 1111 | 9  |
| 18  | 1000  | 0010 | 2  | 4522 | 3242 | 24 | 0111 | 1121 | 8  |
| 19  | 0001  | 0001 | 2  | 3222 | 2324 | 20 | 2111 | 2222 | 13 |
| 20  | 0012  | 2101 | 7  | 2112 | 3332 | 17 | 2112 | 3333 | 18 |
| 21  | 0001  | 0210 | 4  | 2121 | 1122 | 12 | 3223 | 4333 | 23 |
| 22  | 2111  | 2211 | 11 | 3223 | 3332 | 21 | 2333 | 2342 | 22 |
| 23  | 0212  | 2322 | 14 | 1312 | 3332 | 18 | 3333 | 2543 | 26 |
| 24  | 3224  | 5253 | 26 | 1223 | 3354 | 23 | 3322 | 4442 | 24 |
| 25  | 3213  | 3332 | 20 | 4324 | 3554 | 30 | 3221 | 1212 | 14 |
| 26  | 2433  | 3333 | 24 | 4332 | 3532 | 25 | 0101 | 1201 | 6  |
| 27  | 2222  | 2312 | 16 | 2323 | 4442 | 24 | 1011 | 4323 | 15 |
| 28  | 0002  | 3333 | 14 | 2323 | 2210 | 15 | 3323 | 4534 | 27 |
| 29  | 3000  | 1011 | 6  | 0000 | 0000 | 0  | 4543 | 4444 | 32 |
| 30  | 1002  | 3213 | 12 | 0000 | 1210 | 4  | 3224 | 3333 | 23 |
| 31  |       |      |    | 0112 | 2434 | 17 |      |      |    |

**Three-hour-range K indices**  
**Hel, July - September, 2013**  
**The limit of K=9 is 550**

| Day | July |      |    | August |      |    | September |      |    |
|-----|------|------|----|--------|------|----|-----------|------|----|
|     | K    | SK   |    | K      | SK   |    | K         | SK   |    |
| 1   | 3222 | 2110 | 13 | 1112   | 2310 | 11 | 3222      | 3232 | 19 |
| 2   | 1011 | 1211 | 8  | 0001   | 1210 | 5  | 2232      | 3211 | 16 |
| 3   | 1012 | 1212 | 10 | 0001   | 2222 | 9  | 1012      | 2123 | 12 |
| 4   | 1111 | 1222 | 11 | 1022   | 2535 | 20 | 2112      | 2121 | 12 |
| 5   | 2112 | 3332 | 17 | 4323   | 2332 | 22 | 0002      | 1011 | 5  |
| 6   | 2333 | 4434 | 26 | 3112   | 2112 | 13 | 1112      | 1132 | 12 |
| 7   | 4110 | 2210 | 11 | 1111   | 1010 | 6  | 1111      | 1101 | 7  |
| 8   | 1111 | 1221 | 10 | 0001   | 1222 | 8  | 2222      | 2110 | 12 |
| 9   | 0002 | 3443 | 16 | 1112   | 3231 | 14 | 0111      | 1111 | 7  |
| 10  | 4434 | 4443 | 30 | 1122   | 3121 | 13 | 0003      | 3332 | 14 |
| 11  | 2333 | 3441 | 23 | 1112   | 2112 | 11 | 1112      | 2132 | 13 |
| 12  | 1222 | 2323 | 17 | 1012   | 2223 | 13 | 301-      | 1222 | -- |
| 13  | 3332 | 1222 | 18 | 2013   | 2432 | 17 | 2222      | 2432 | 19 |
| 14  | 2334 | 5443 | 28 | 3221   | 2233 | 18 | 2122      | 2111 | 12 |
| 15  | 4323 | 4221 | 21 | 3223   | 3424 | 23 | 1000      | 1111 | 5  |
| 16  | 1022 | 2221 | 12 | 3433   | 4533 | 28 | 1111      | 1102 | 8  |
| 17  | 0011 | 1111 | 6  | 2222   | 2212 | 15 | 1121      | 2232 | 14 |
| 18  | 1123 | 4442 | 21 | 1122   | 2221 | 13 | 2202      | 2333 | 17 |
| 19  | 2233 | 3343 | 23 | 2111   | 2211 | 11 | 3233      | 2232 | 20 |
| 20  | 3112 | 1000 | 8  | 1001   | 0113 | 7  | 2222      | 3113 | 16 |
| 21  | 1001 | 1122 | 8  | 2323   | 3444 | 25 | 2213      | 2332 | 18 |
| 22  | 0011 | 2313 | 11 | 4421   | 2334 | 23 | 1121      | 2101 | 9  |
| 23  | 2102 | 2211 | 11 | 4233   | 2332 | 22 | 1111      | 0132 | 10 |
| 24  | 2001 | 1221 | 9  | 3122   | 3222 | 17 | 2113      | 4311 | 16 |
| 25  | 0111 | 2444 | 17 | 1112   | 3312 | 14 | 2221      | 1001 | 9  |
| 26  | 4322 | 3332 | 22 | 2111   | 2122 | 12 | 0001      | 1010 | 3  |
| 27  | 3223 | 3333 | 22 | 3111   | 3454 | 22 | 0000      | 1011 | 3  |
| 28  | 2211 | 1222 | 13 | 3312   | 2211 | 15 | 0000      | 0010 | 1  |
| 29  | 1112 | ---- | -- | 0001   | 1111 | 5  | 0000      | 0022 | 4  |
| 30  | ---- | ---- | -- | 0013   | 3234 | 16 | 2010      | 0000 | 3  |
| 31  | ---- | 2221 | -- | 4222   | 3213 | 19 |           |      |    |

**Three-hour-range K indices**  
**Hel, October - December, 2013**  
**The limit of K=9 is 550**

| Day | October |      |    | November |      |    | December |      |    |
|-----|---------|------|----|----------|------|----|----------|------|----|
|     | K       | SK   |    | K        | SK   |    | K        | SK   |    |
| 1   | 0011    | 2222 | 10 | 2211     | 1111 | 10 | 3221     | 3101 | 13 |
| 2   | 5653    | 3365 | 36 | 2001     | 0002 | 5  | 0000     | 0000 | 0  |
| 3   | 3000    | 0220 | 7  | 2221     | 0032 | 12 | 1212     | 3232 | 16 |
| 4   | 0000    | 0100 | 1  | 0022     | 1321 | 11 | 2110     | 0121 | 8  |
| 5   | 0000    | 0000 | 0  | 1021     | 0101 | 6  | 0001     | 1111 | 5  |
| 6   | 0000    | 1002 | 3  | 0011     | 0122 | 7  | 1100     | 0012 | 5  |
| 7   | 1211    | 1111 | 9  | 1223     | 3122 | 16 | 2110     | 0033 | 10 |
| 8   | 0001    | 1155 | 13 | 3112     | 0100 | 8  | 5432     | 2442 | 26 |
| 9   | 4443    | 3324 | 27 | 3344     | 3221 | 22 | 1000     | 2311 | 8  |
| 10  | 3322    | 2211 | 16 | 3212     | 2344 | 21 | 1111     | 1100 | 6  |
| 11  | 1111    | 2211 | 10 | 3333     | 4431 | 24 | 0101     | 1002 | 5  |
| 12  | 0011    | 1133 | 10 | 1011     | 0000 | 3  | 0000     | 0000 | 0  |
| 13  | 1001    | 0021 | 5  | 0011     | 2011 | 6  | 0000     | 2111 | 5  |
| 14  | 0123    | 3445 | 22 | 0001     | 1111 | 5  | 3321     | 1352 | 20 |
| 15  | 4324    | 3114 | 22 | 2111     | 1234 | 15 | 2111     | 1321 | 12 |
| 16  | 3222    | 2323 | 19 | 3333     | 2112 | 18 | 2211     | 0112 | 10 |
| 17  | 3223    | 2221 | 17 | 2112     | 1121 | 11 | 2000     | 0131 | 7  |
| 18  | 0010    | 0020 | 3  | 0011     | 0100 | 3  | 0010     | 0102 | 4  |
| 19  | 0001    | 0100 | 2  | 0001     | 1132 | 8  | 1100     | 1331 | 10 |
| 20  | 0001    | 0011 | 3  | 1111     | 1010 | 6  | 2200     | 1122 | 10 |
| 21  | 0010    | 0100 | 2  | 0100     | 0001 | 2  | 1101     | 0010 | 4  |
| 22  | 0032    | 0123 | 11 | 1000     | 0022 | 5  | 0001     | 0000 | 1  |
| 23  | 1221    | 1000 | 7  | 0222     | 2110 | 10 | 0000     | 0011 | 2  |
| 24  | 1102    | 1000 | 5  | 0000     | 0000 | 0  | 0000     | 0102 | 3  |
| 25  | 0010    | 0001 | 2  | 0000     | 0000 | 0  | 2111     | 2211 | 11 |
| 26  | 0001    | 0001 | 2  | 0000     | 0101 | 2  | 0000     | 1000 | 1  |
| 27  | 0011    | 1010 | 4  | 0001     | 1100 | 3  | 0000     | 0010 | 1  |
| 28  | 1011    | 0000 | 3  | 0000     | 1000 | 1  | 0000     | 1111 | 4  |
| 29  | 00--    | 2133 | -- | 1211     | 1241 | 13 | 1111     | 0210 | 7  |
| 30  | 0122    | 3334 | 18 | 2112     | 2244 | 18 | 0001     | 0000 | 1  |
| 31  | 2012    | 2323 | 15 |          |      |    | 1221     | 1111 | 10 |

HLP

K-Indices

2013

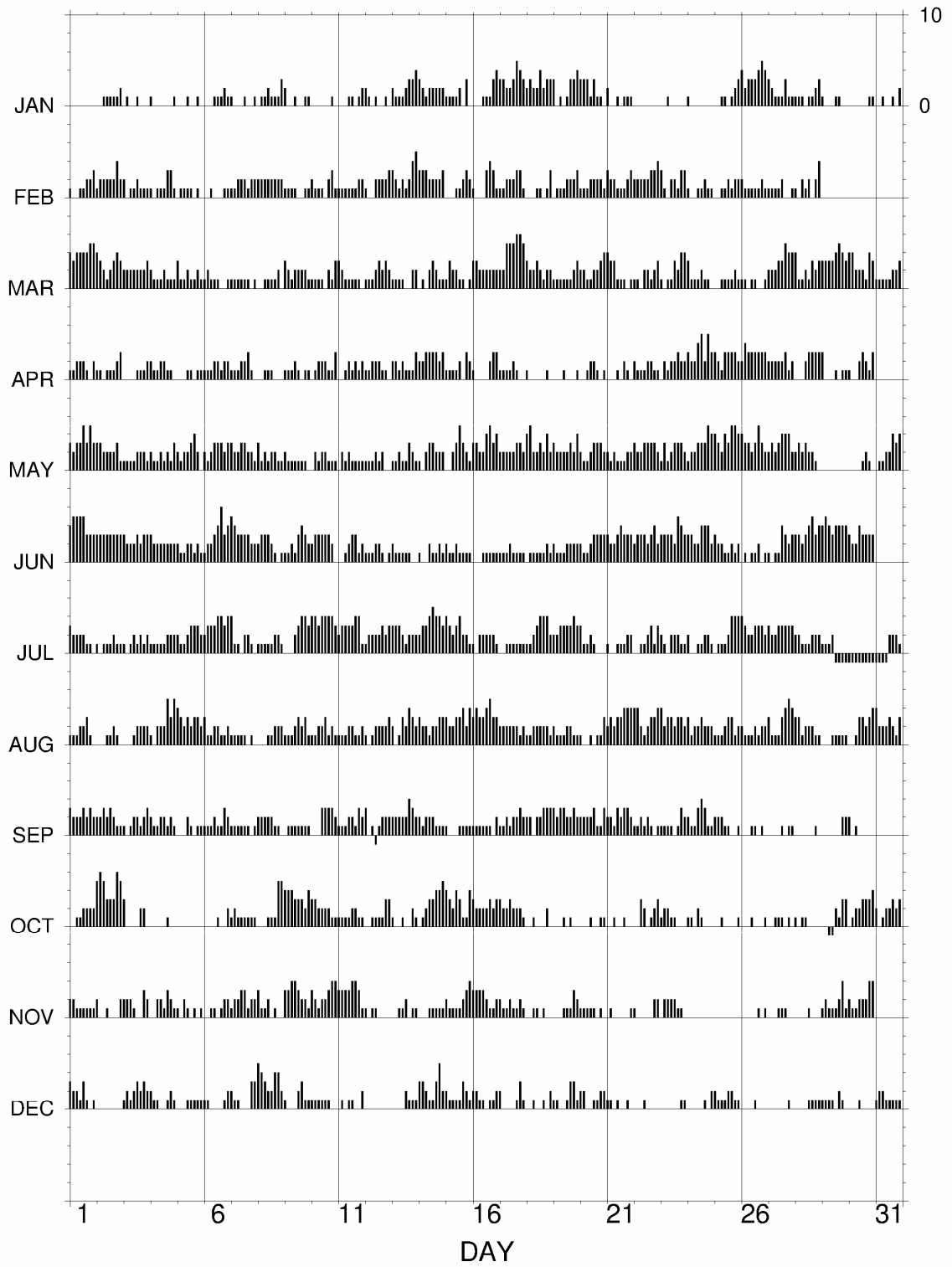


Fig. 12. K-indices in graphical form, Hel 2013.

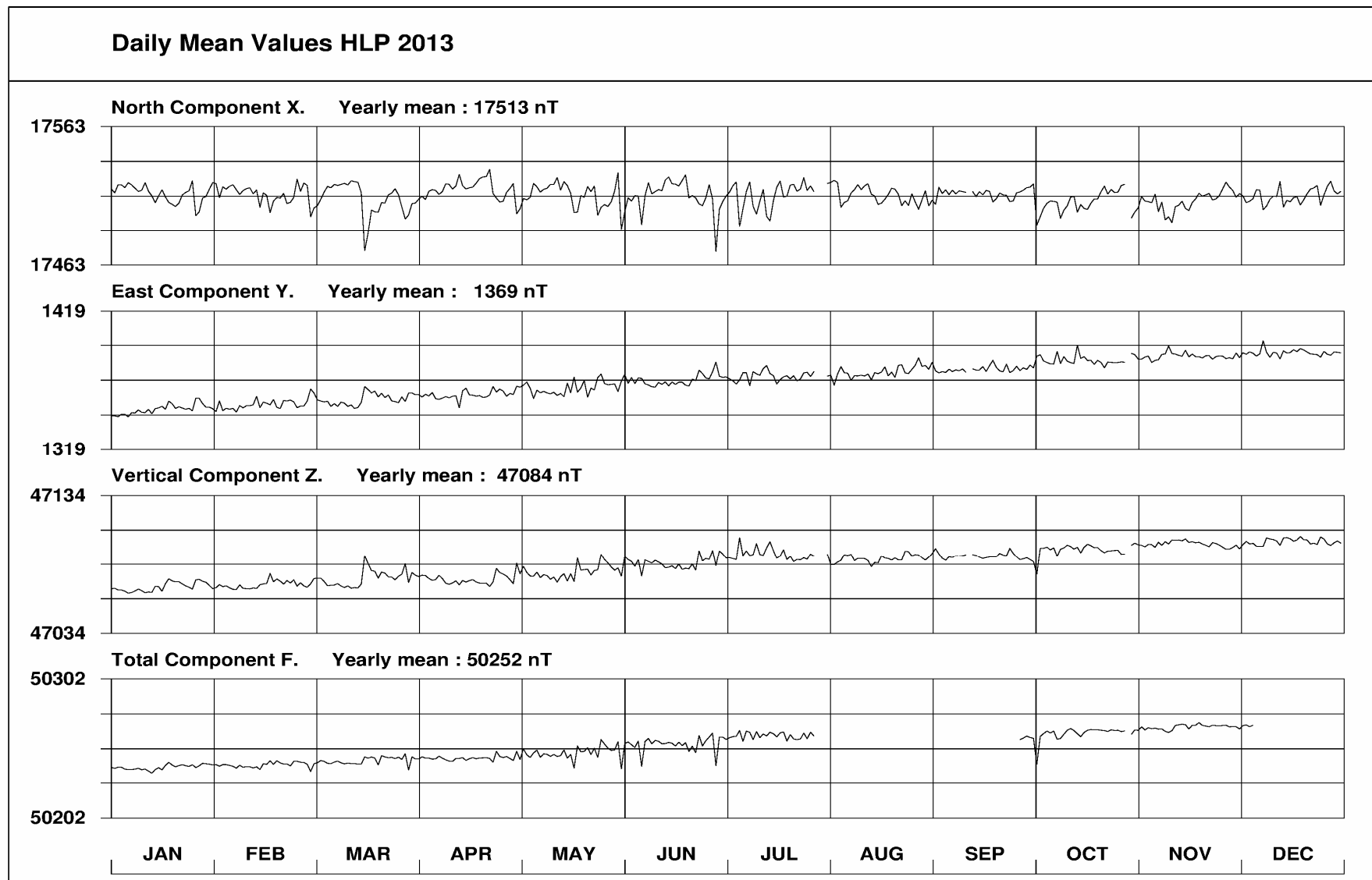


Fig. 13. Daily mean data plot for Hel 2013.

# HLP - Hourly Mean Values

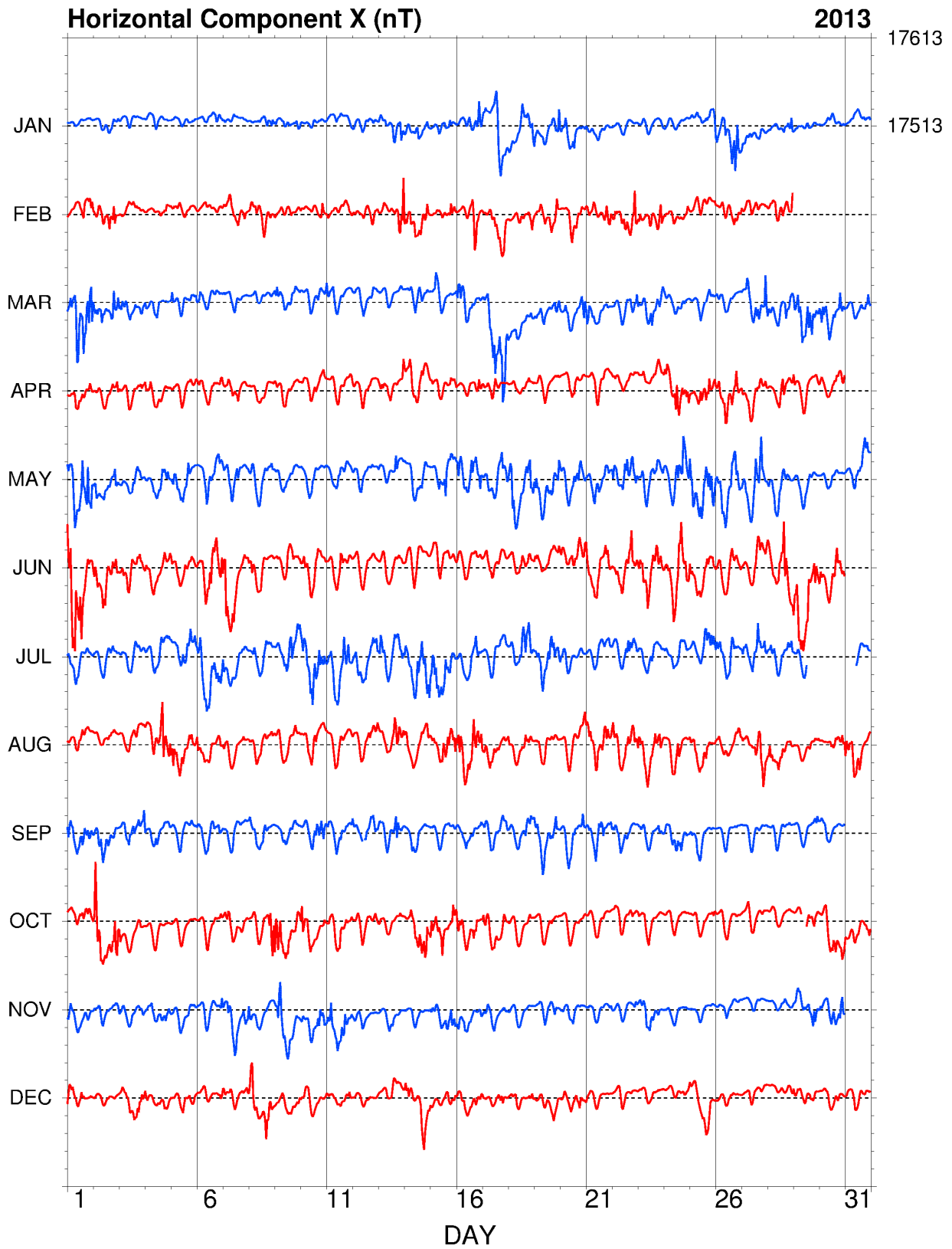


Fig. 14. Hourly mean data plot of X component for Hel 2013.



# HLP - Hourly Mean Values

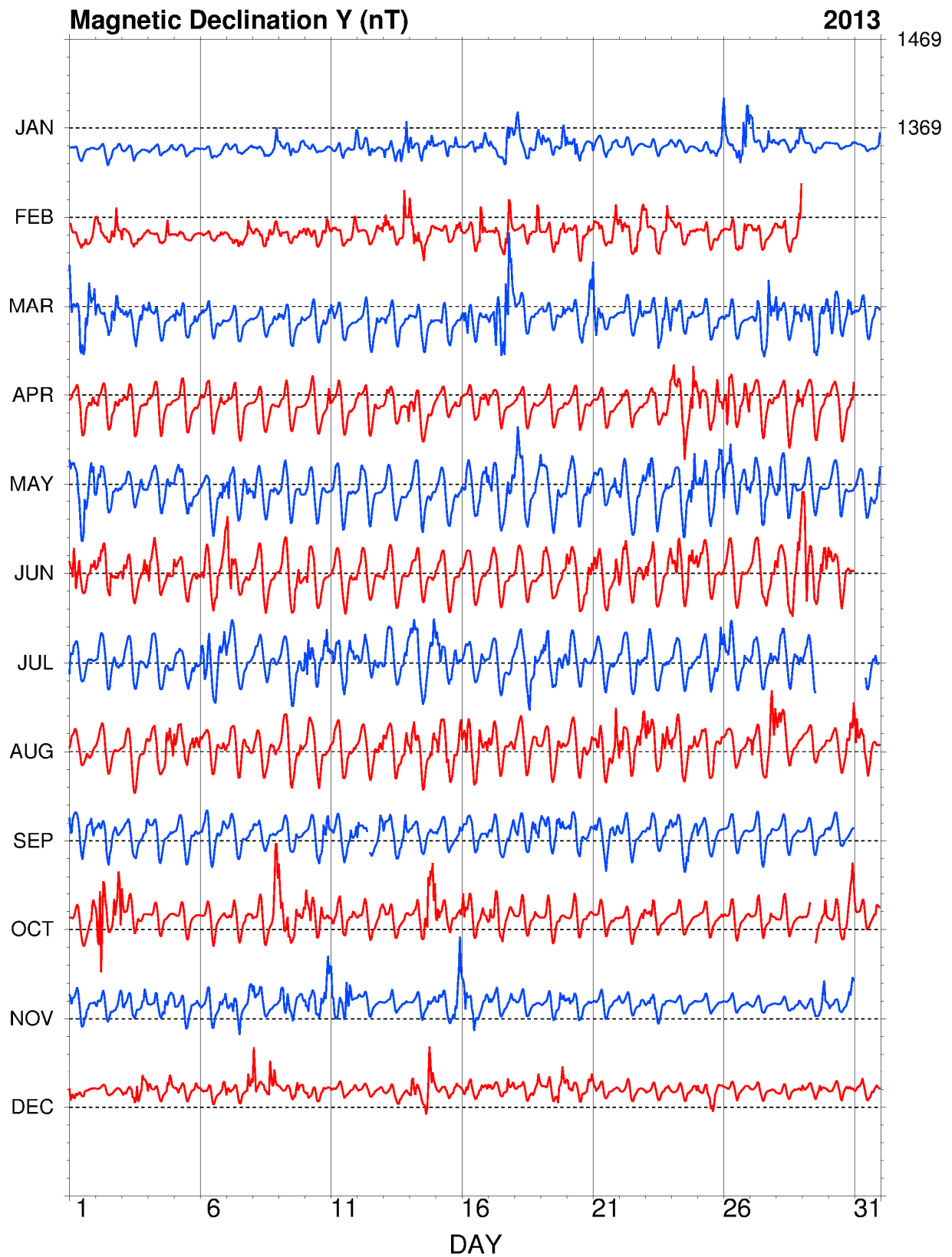


Fig. 15. Hourly mean data plot of Y component for Hel 2013.

# HLP - Hourly Mean Values

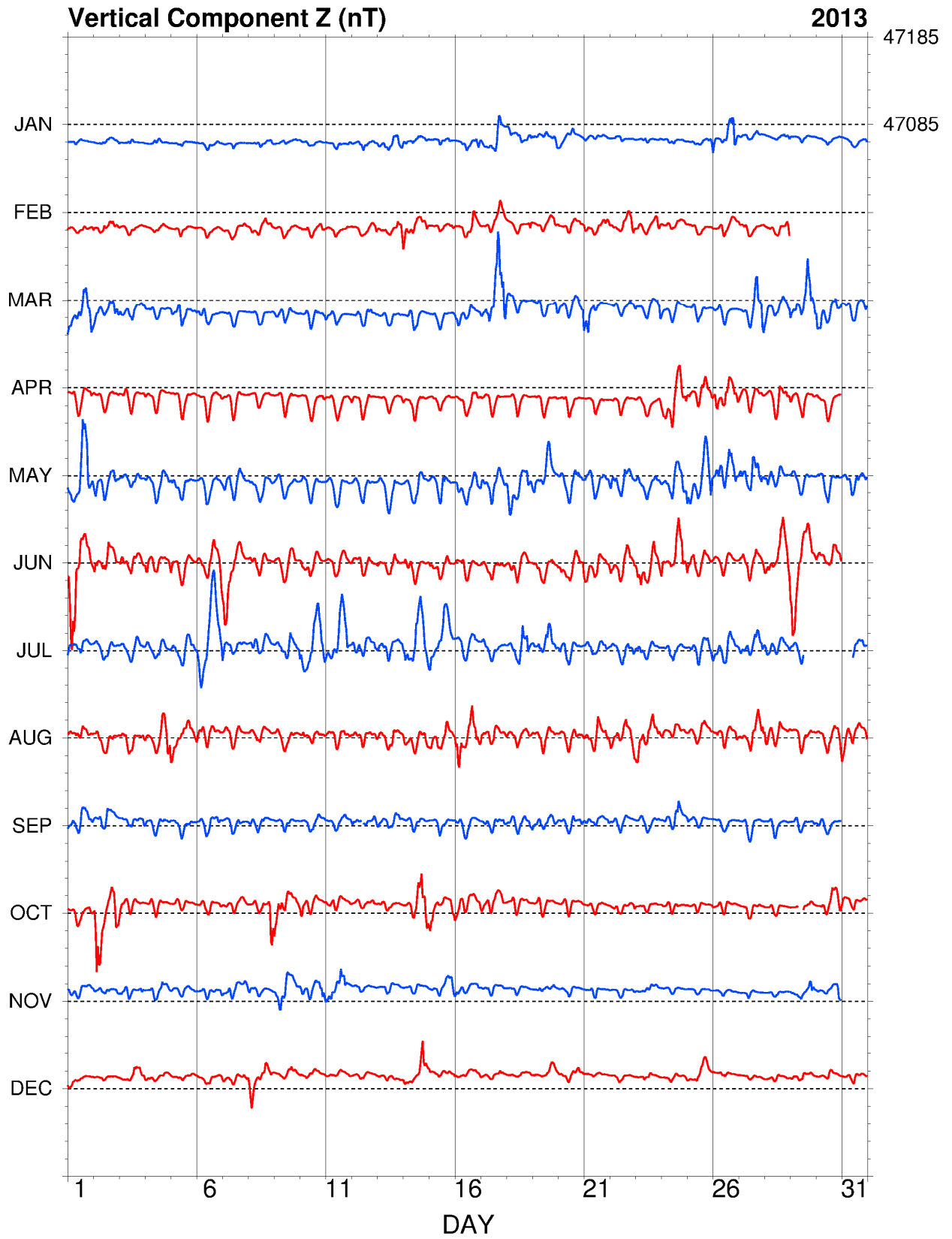


Fig. 16. Hourly mean data plot of Z component for Hel 2013.

# HLP - Hourly Mean Values

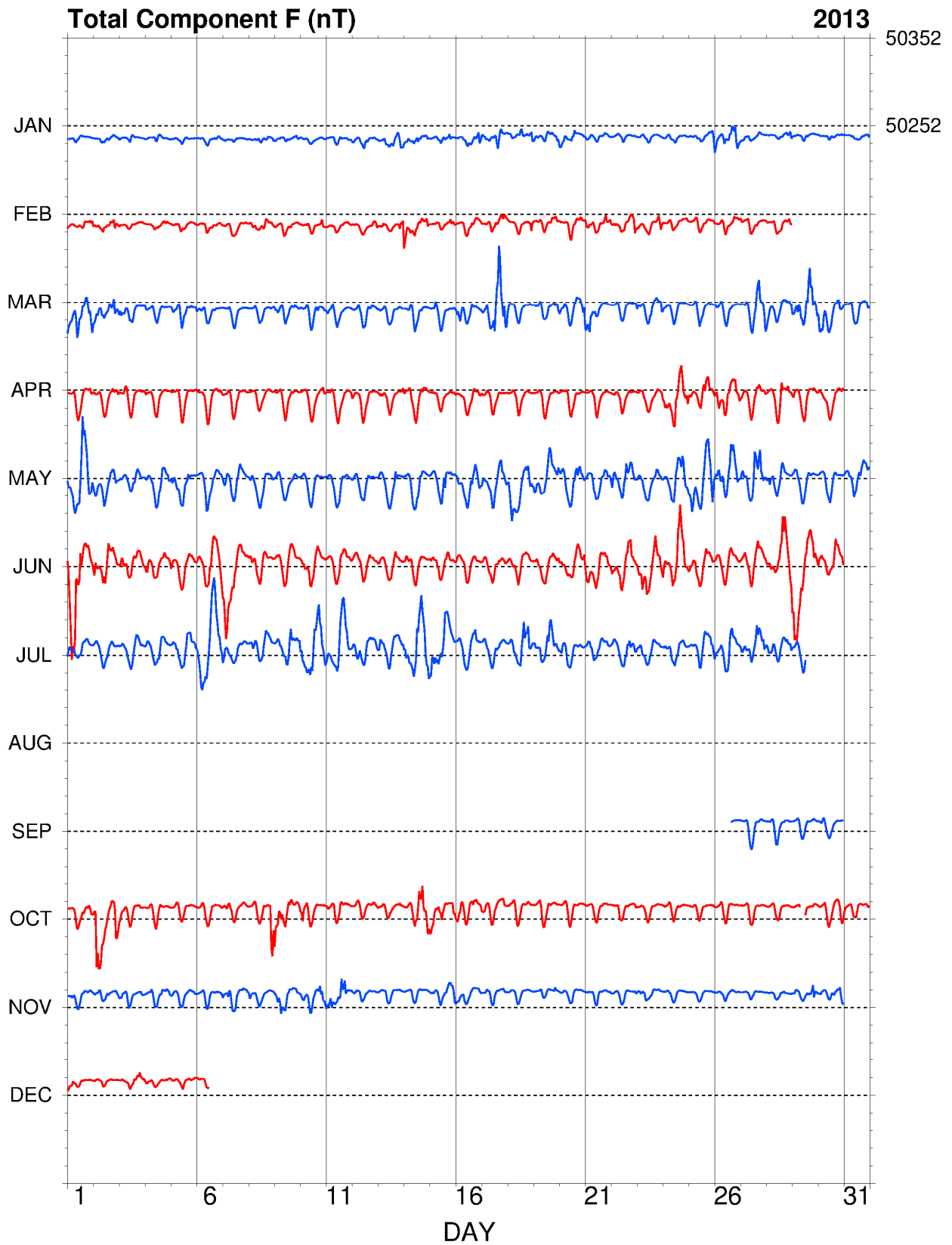


Fig. 17. Hourly mean data plot of F component for Hel 2013.

## **8. TABLES AND PLOTS FOR HORNSUND OBSERVATORY**

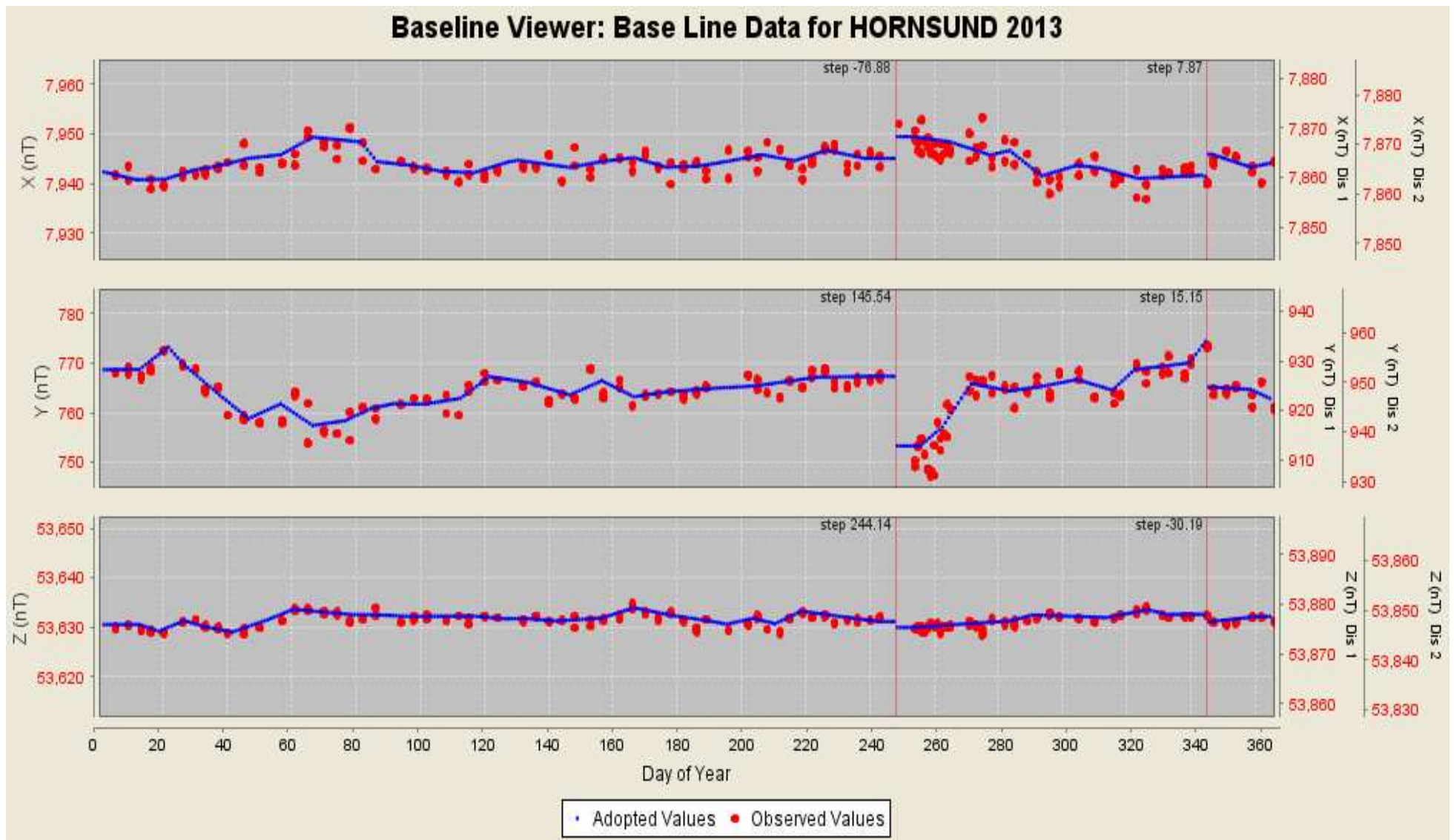


Fig. 18. Base values, Hornsund 2013.

### Annual mean values of magnetic elements in Hornsund Observatory

| Year | D<br>[ °´ ] | H<br>[ nT ] | Z<br>[ nT ] | X<br>[ nT ] | Y<br>[ nT ] | I<br>[ °´ ] | F<br>[ nT ] |
|------|-------------|-------------|-------------|-------------|-------------|-------------|-------------|
| 1979 | -0 32.2     | 8384        | 53447       | 8384        | -79         | 81 05.1     | 54101       |
| 1980 | -0 14.2     | 8370        | 53447       | 8370        | -35         | 81 06.0     | 54098       |
| 1981 | -0 09.3     | 8351        | 53449       | 8351        | -23         | 81 07.2     | 54097       |
| 1982 | -0 09.4     | 8319        | 53481       | 8319        | -23         | 81 09.5     | 54124       |
| 1983 | -0 02.0     | 8295        | 53457       | 8295        | -5          | 81 10.8     | 54097       |
| 1984 | 0 07.7      | 8266        | 53439       | 8266        | 19          | 81 12.4     | 54075       |
| 1985 | 0 14.3      | 8238        | 53405       | 8238        | 34          | 81 13.9     | 54037       |
| 1986 | 0 20.4      | 8213        | 53392       | 8213        | 49          | 81 15.3     | 54020       |
| 1987 | 0 25.6      | 8193        | 53360       | 8193        | 61          | 81 16.3     | 53985       |
| 1988 | 0 34.7      | 8168        | 53368       | 8168        | 82          | 81 17.9     | 53989       |
| 1989 | 0 40.8      | 8148        | 53369       | 8147        | 97          | 81 19.2     | 53987       |
| 1990 | 0 47.2      | 8122        | 53360       | 8121        | 112         | 81 20.7     | 53975       |
| 1991 | 0 53.0      | 8107        | 53355       | 8106        | 125         | 81 21.6     | 53967       |
| 1992 | 1 01.4      | 8088        | 53352       | 8087        | 144         | 81 22.8     | 53962       |
| 1993 | 1 12.9      | 8065        | 53356       | 8063        | 171         | 81 24.3     | 53962       |
| 1994 | 1 25.9      | 8044        | 53374       | 8041        | 201         | 81 25.8     | 53977       |
| 1995 | 1 38.4      | 8038        | 53374       | 8035        | 230         | 81 26.1     | 53976       |
| 1996 | 1 51.4      | 8023        | 53385       | 8019        | 260         | 81 27.2     | 53985       |
| 1997 | 2 07.2      | 8004        | 53406       | 7999        | 296         | 81 28.6     | 54003       |
| 1998 | 2 24.0      | 8001        | 53440       | 7994        | 335         | 81 29.1     | 54036       |
| 1999 | 2 39.1      | 7998        | 53471       | 7989        | 370         | 81 29.6     | 54066       |
| 2000 | 2 55.5      | 7996        | 53504       | 7986        | 408         | 81 30.0     | 54098       |
| 2001 | 3 12.4      | 7992        | 53542       | 7979        | 447         | 81 30.6     | 54135       |

|      |        |      |       |      |     |         |       |
|------|--------|------|-------|------|-----|---------|-------|
| 2002 | 3 29.7 | 7989 | 53585 | 7974 | 487 | 81 31.2 | 54177 |
| 2003 | 3 49.8 | 7965 | 53646 | 7947 | 532 | 81 33.3 | 54234 |
| 2004 | 4 04.2 | 7961 | 53675 | 7941 | 565 | 81 33.8 | 54262 |
| 2005 | 4 20.5 | 7953 | 53707 | 7930 | 602 | 81 34.6 | 54293 |
| 2006 | 4 36.2 | 7958 | 53727 | 7932 | 639 | 81 34.5 | 54314 |
| 2007 | 4 51.3 | 7950 | 53757 | 7922 | 673 | 81 35.2 | 54342 |
| 2008 | 5 07.9 | 7941 | 53785 | 7909 | 710 | 81 36.1 | 54368 |
| 2009 | 5 25.4 | 7939 | 53804 | 7903 | 750 | 81 36.4 | 54387 |
| 2010 | 5 45.7 | 7928 | 53837 | 7888 | 796 | 81 37.4 | 54418 |
| 2011 | 6 05.8 | 7920 | 53868 | 7875 | 841 | 81 38.2 | 54447 |
| 2012 | 6 28.2 | 7910 | 53900 | 7860 | 891 | 81 39.1 | 54477 |
| 2013 | 6 50.8 | 7903 | 53920 | 7846 | 942 | 81 39.7 | 54497 |

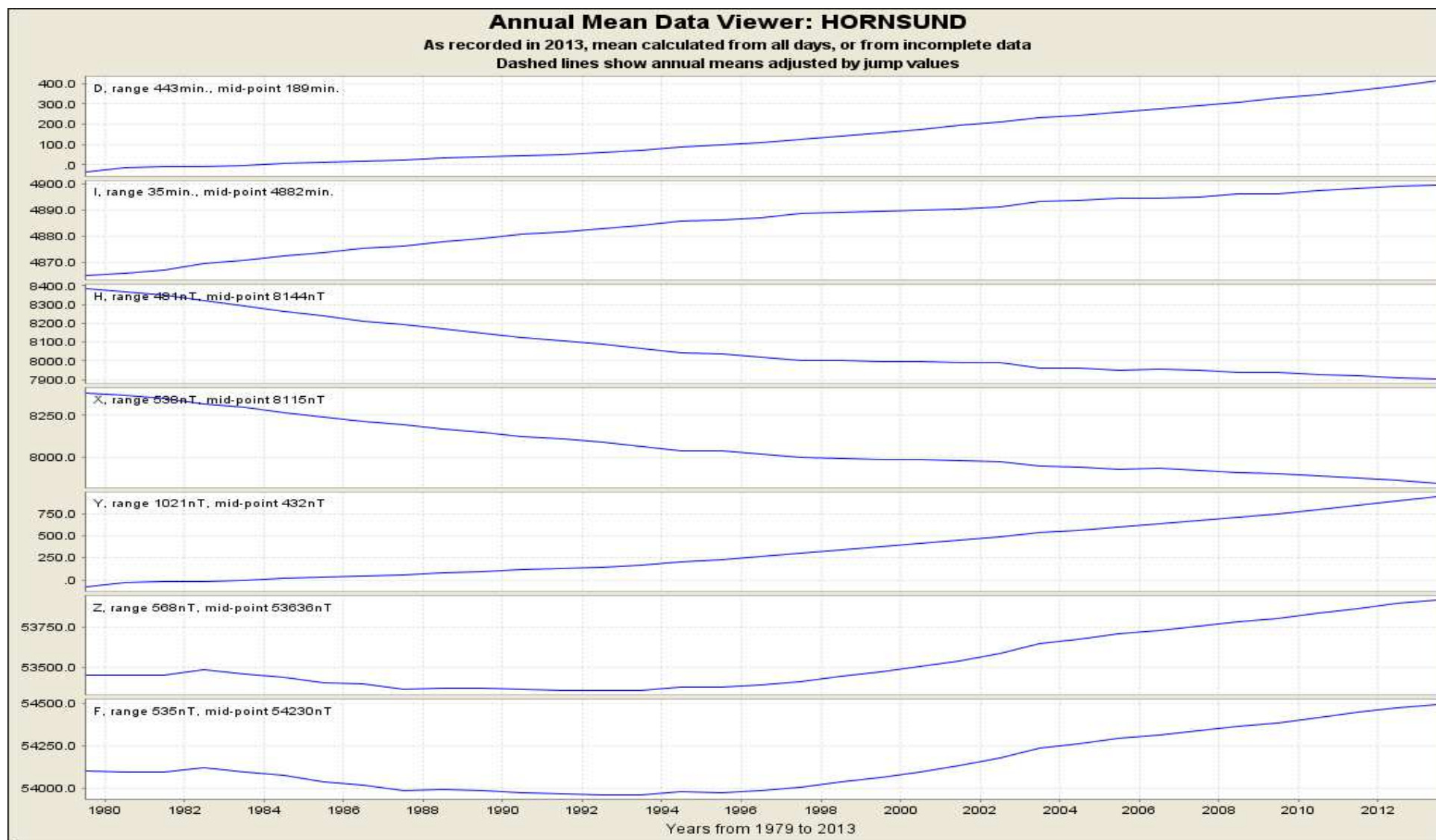


Fig. 19. Secular changes of H, X, Y, Z, F, D and I at Hornsund



MONTHLY AND YEARLY MEAN VALUES OF MAGNETIC ELEMENTS

HRN

2013

JAN FEB MAR APR MAY JUN JUL AUG SEP OCT NOV DEC MEAN

NORTH COMPONENT: 7500 + ... in nT

|                |     |     |     |     |     |     |     |     |     |     |     |     |     |
|----------------|-----|-----|-----|-----|-----|-----|-----|-----|-----|-----|-----|-----|-----|
| All days       | 339 | 344 | 344 | 352 | 361 | 368 | 367 | 357 | 341 | 331 | 327 | 325 | 346 |
| Quiet days     | 346 | 350 | 356 | 356 | 358 | 352 | 371 | 355 | 339 | 334 | 334 | 335 | 349 |
| Disturbed days | 319 | 327 | 304 | 351 | 334 | 437 | 355 | 354 | 333 | 303 | 311 | 307 | 336 |

EAST COMPONENT: 500 + ... in nT

|                |     |     |     |     |     |     |     |     |     |     |     |     |     |
|----------------|-----|-----|-----|-----|-----|-----|-----|-----|-----|-----|-----|-----|-----|
| All days       | 425 | 418 | 423 | 427 | 430 | 435 | 440 | 446 | 452 | 466 | 470 | 473 | 442 |
| Quiet days     | 423 | 420 | 418 | 425 | 434 | 435 | 435 | 447 | 457 | 466 | 467 | 472 | 442 |
| Disturbed days | 426 | 420 | 435 | 426 | 433 | 443 | 453 | 451 | 452 | 479 | 483 | 477 | 448 |

VERTICAL COMPONENT: 53500 + ... in nT

|                |     |     |     |     |     |     |     |     |     |     |     |     |     |
|----------------|-----|-----|-----|-----|-----|-----|-----|-----|-----|-----|-----|-----|-----|
| All days       | 407 | 408 | 418 | 411 | 414 | 422 | 421 | 421 | 423 | 435 | 432 | 432 | 420 |
| Quiet days     | 402 | 405 | 407 | 409 | 415 | 420 | 415 | 419 | 424 | 427 | 424 | 424 | 416 |
| Disturbed days | 415 | 415 | 432 | 416 | 424 | 453 | 429 | 416 | 422 | 458 | 442 | 441 | 430 |

**Three-hour-range K indices**  
**Hornsund, January - March, 2013**  
**The limit of K=9 is 2500**

| Day | January |      |    | February |      |    | March |      |    |
|-----|---------|------|----|----------|------|----|-------|------|----|
|     | K       | SK   |    | K        | SK   |    | K     | SK   |    |
| 1   | 0000    | 0001 | 1  | 2121     | 2202 | 12 | 3434  | 4355 | 31 |
| 2   | 0002    | 1102 | 6  | 1442     | 2161 | 21 | 4332  | 3364 | 28 |
| 3   | 2100    | 2000 | 5  | 1222     | 2113 | 14 | 3342  | 3331 | 22 |
| 4   | 0100    | 0002 | 3  | 1221     | 1350 | 15 | 2222  | 2121 | 14 |
| 5   | 1011    | 0031 | 7  | 0111     | 1000 | 4  | 3122  | 1131 | 14 |
| 6   | 1001    | 1030 | 6  | 0000     | 0030 | 3  | 1320  | 0001 | 7  |
| 7   | 1113    | 1001 | 8  | 1132     | 2133 | 16 | 0111  | 1000 | 4  |
| 8   | 0223    | -014 | -- | 2333     | 2213 | 19 | 0021  | 2021 | 8  |
| 9   | 3111    | 0-22 | -- | 1232     | 1111 | 12 | 3332  | 2211 | 17 |
| 10  | 1110    | 0022 | 7  | 2222     | 1143 | 17 | 0211  | 0232 | 11 |
| 11  | 0011    | 1002 | 5  | 0220     | 1113 | 10 | 2221  | 0000 | 7  |
| 12  | 2311    | 1010 | 9  | 1011     | 1133 | 11 | 0232  | 3220 | 14 |
| 13  | 2222    | 2324 | 19 | 3332     | 2036 | 22 | 1210  | 0031 | 8  |
| 14  | 2333    | 3225 | 23 | 5333     | 2224 | 24 | 0201  | 2111 | 8  |
| 15  | 1222    | 2151 | 16 | 1223     | 1253 | 19 | 1342  | 1001 | 12 |
| 16  | 0212    | 1424 | 16 | 0121     | 3431 | 15 | 4443  | 2331 | 24 |
| 17  | 4422    | 1223 | 20 | 1122     | 2321 | 14 | 2365  | 4535 | 33 |
| 18  | 4423    | 3114 | 22 | 0001     | 2012 | 6  | 3332  | 2011 | 15 |
| 19  | 2210    | 2114 | 13 | 0122     | 2222 | 13 | 2320  | 1114 | 14 |
| 20  | 4332    | 3100 | 16 | 1123     | 2212 | 14 | 2222  | 3325 | 21 |
| 21  | 2111    | 1022 | 10 | 3232     | 2123 | 18 | 4542  | 1000 | 16 |
| 22  | 1001    | 0--0 | -- | 2223     | 3125 | 20 | 1212  | 1144 | 16 |
| 23  | 0110    | 2001 | 5  | 2112     | 2124 | 15 | 2122  | 3332 | 18 |
| 24  | 1100    | 0000 | 2  | 2111     | 1211 | 10 | 2222  | 2230 | 15 |
| 25  | 0012    | 0113 | 8  | 0011     | 2102 | 7  | 0211  | 1100 | 6  |
| 26  | 4233    | 3356 | 29 | 1122     | 2120 | 11 | 1111  | 2000 | 6  |
| 27  | 4332    | 2231 | 20 | 2222     | 2001 | 11 | 1344  | 3535 | 28 |
| 28  | 0232    | 3135 | 19 | 0221     | 2013 | 11 | 3232  | 2322 | 19 |
| 29  | 2211    | 2121 | 12 |          |      |    | 2344  | 3432 | 25 |
| 30  | 0011    | 1012 | 6  |          |      |    | 2543  | 3253 | 27 |
| 31  | 1221    | 0001 | 7  |          |      |    | 1322  | 2114 | 16 |

**Three-hour-range K indices**  
**Hornsund, April - June, 2013**  
**The limit of K=9 is 2500**

| Day | April |      |    | May  |      |    | June |      |    |
|-----|-------|------|----|------|------|----|------|------|----|
|     | K     | SK   |    | K    | SK   |    | K    | SK   |    |
| 1   | 1232  | 2214 | 17 | 4455 | 4443 | 33 | 5566 | 4334 | 36 |
| 2   | 0212  | 2144 | 16 | 4442 | 2244 | 26 | 4355 | 5354 | 34 |
| 3   | 1111  | -102 | -- | 1222 | 3231 | 16 | 2343 | 3244 | 25 |
| 4   | 2212  | 2100 | 10 | 2222 | 3332 | 19 | 4333 | 2143 | 23 |
| 5   | 0001  | 2001 | 4  | 2333 | 3311 | 19 | 4222 | 3233 | 21 |
| 6   | 1212  | 1121 | 11 | 3244 | 3322 | 23 | 2554 | 5425 | 32 |
| 7   | 1322  | 2200 | 12 | 3333 | 3322 | 22 | 5434 | 4322 | 27 |
| 8   | 0111  | 2110 | 7  | 2332 | 3225 | 22 | 3343 | 3011 | 18 |
| 9   | 1112  | 1110 | 8  | 2333 | 2120 | 16 | 2232 | 3341 | 20 |
| 10  | 0122  | 2103 | 11 | 1322 | 3121 | 15 | 2333 | 3221 | 19 |
| 11  | 1122  | 2212 | 13 | 1212 | 2111 | 11 | 1123 | 4322 | 18 |
| 12  | 3231  | 3121 | 16 | 1233 | 2122 | 16 | 2232 | 2111 | 14 |
| 13  | 2323  | 1123 | 17 | 1232 | 2311 | 15 | 1212 | 2211 | 12 |
| 14  | 2353  | 3221 | 21 | 2223 | 3221 | 17 | 1222 | 1031 | 12 |
| 15  | 1221  | 1122 | 12 | 0123 | 4211 | 14 | 3222 | 2103 | 15 |
| 16  | 1000  | 1222 | 8  | 3432 | 4323 | 24 | 1111 | 1101 | 7  |
| 17  | 1222  | 3000 | 10 | 2333 | 3443 | 25 | 1313 | 1112 | 13 |
| 18  | 1110  | 1010 | 5  | 4454 | 3143 | 28 | 2221 | 3222 | 16 |
| 19  | 0010  | 2001 | 4  | 3342 | 2422 | 22 | 2222 | 2122 | 15 |
| 20  | 0111  | 2111 | 8  | 2212 | 2233 | 17 | 2343 | 3232 | 22 |
| 21  | 0000  | 0100 | 1  | 2333 | 3143 | 22 | 3343 | 3234 | 25 |
| 22  | 1111  | 1100 | 6  | 3233 | 4243 | 24 | 3445 | 3253 | 29 |
| 23  | 0222  | 2213 | 14 | 3323 | 3232 | 21 | 5544 | 3345 | 33 |
| 24  | 4335  | 4343 | 29 | 3344 | 4345 | 30 | 3445 | 4432 | 29 |
| 25  | 2223  | 3332 | 20 | 3346 | 6435 | 34 | 3432 | 1223 | 20 |
| 26  | 3544  | 3353 | 30 | 3342 | 3542 | 26 | 1221 | 2122 | 13 |
| 27  | 2332  | 3433 | 23 | 3333 | 5453 | 29 | 1122 | 3223 | 16 |
| 28  | 1113  | 3223 | 16 | 3443 | 2131 | 21 | 3--4 | 3322 | -- |
| 29  | 4111  | 2023 | 14 | 0210 | 2000 | 5  | 4323 | 5444 | 29 |
| 30  | 2223  | 3114 | 18 | 1111 | 1130 | 9  | 3334 | 4543 | 29 |
| 31  |       |      |    | 0231 | 2333 | 17 |      |      |    |

**Three-hour-range K indices**  
**Hornsund, July - September, 2013**  
**The limit of K=9 is 2500**

| Day | July |      |    | August |      |    | September |      |    |
|-----|------|------|----|--------|------|----|-----------|------|----|
|     | K    | SK   |    | K      | SK   |    | K         | SK   |    |
| 1   | 3343 | 3121 | 20 | 1322   | 3210 | 14 | 3333      | 4432 | 25 |
| 2   | 1232 | 2211 | 14 | 1111   | 1110 | 7  | 233-      | ---- | -- |
| 3   | 2232 | 2312 | 17 | 1221   | 2113 | 13 | ----      | ---- | -- |
| 4   | 1221 | 2211 | 12 | 2243   | 3443 | 25 | ----      | ---- | -- |
| 5   | 3343 | 3223 | 23 | 3444   | 2432 | 26 | ----      | ---- | -- |
| 6   | 3432 | 2323 | 22 | 2233   | 3214 | 20 | ----      | ---- | -- |
| 7   | 322- | -210 | -- | 2322   | 2111 | 14 | -332      | 2100 | -- |
| 8   | 1332 | 3211 | 16 | 1211   | 2121 | 11 | 2322      | 2330 | 17 |
| 9   | 0322 | 3323 | 18 | 2223   | 3123 | 18 | 1221      | 2131 | 13 |
| 10  | 3536 | 4454 | 34 | 3323   | 3121 | 18 | 0102      | 3342 | 15 |
| 11  | 3534 | 2453 | 29 | 1223   | 3112 | 15 | 1222      | 2231 | 15 |
| 12  | 3433 | 2334 | 25 | 1112   | 2122 | 12 | 2222      | 2211 | 14 |
| 13  | 3442 | 1233 | 22 | 3012   | 3322 | 16 | 2333      | 2341 | 21 |
| 14  | 4453 | 3322 | 26 | 2332   | 1223 | 18 | 2222      | 3141 | 17 |
| 15  | 2344 | 4322 | 24 | 1334   | 3335 | 25 | 1110      | 1011 | 6  |
| 16  | 2333 | 3232 | 21 | 3544   | 4653 | 34 | 2212      | 2122 | 14 |
| 17  | 1230 | 1121 | 11 | 2442   | 2212 | 19 | 1332      | 2212 | 16 |
| 18  | 2233 | 5452 | 26 | 2233   | 2232 | 19 | 1123      | 3434 | 21 |
| 19  | 2244 | 3343 | 25 | 2132   | 3222 | 17 | 4343      | 2353 | 27 |
| 20  | 3333 | 2112 | 18 | 1212   | 1103 | 11 | 2332      | 3105 | 19 |
| 21  | 1223 | 2222 | 16 | 2543   | 4333 | 27 | 1322      | 3334 | 21 |
| 22  | 1112 | 1224 | 14 | 4443   | 2265 | 30 | 1332      | 3101 | 14 |
| 23  | 2312 | 2232 | 17 | 3344   | 4352 | 28 | 1231      | 2151 | 16 |
| 24  | 2221 | 2121 | 13 | 3233   | 4322 | 22 | 1215      | 4311 | 18 |
| 25  | 1311 | 2234 | 17 | 1322   | 2232 | 17 | 2322      | 1000 | 10 |
| 26  | 3433 | 5333 | 27 | 2221   | 2124 | 16 | 0001      | 1000 | 2  |
| 27  | 3333 | 3324 | 24 | 2212   | 3332 | 18 | 0000      | 2011 | 4  |
| 28  | 3333 | 4324 | 25 | 3323   | 3112 | 18 | 0000      | 0022 | 4  |
| 29  | 2222 | 3222 | 17 | 1112   | 1111 | 9  | 0010      | 0012 | 4  |
| 30  | 2222 | 3242 | 19 | 1023   | 3344 | 20 | 1200      | 0001 | 4  |
| 31  | 2312 | 2232 | 17 | 334-   | 2223 | -- |           |      |    |

**Three-hour-range K indices**  
**Hornsund, October - December, 2013**  
**The limit of K=9 is 2500**

| Day | October |      |    | November |      |    | December |      |    |
|-----|---------|------|----|----------|------|----|----------|------|----|
|     | K       | SK   |    | K        | SK   |    | K        | SK   |    |
| 1   | 1122    | 3323 | 17 | 2311     | 2120 | 12 | 4432     | 2000 | 15 |
| 2   | 7774    | 3265 | 41 | 1122     | 0002 | 8  | 0000     | 0000 | 0  |
| 3   | 3110    | 0210 | 8  | 2332     | 0044 | 18 | 1322     | 4222 | 18 |
| 4   | 0000    | 1000 | 1  | 0122     | 1523 | 16 | 2120     | 0043 | 12 |
| 5   | 0000    | 0000 | 0  | 1111     | 0101 | 6  | 0111     | 1011 | 6  |
| 6   | 0200    | 1011 | 5  | 1212     | 2142 | 15 | 1311     | 0013 | 10 |
| 7   | 1211    | 1111 | 9  | 2233     | 4013 | 18 | 2111     | 1043 | 13 |
| 8   | 0110    | 1065 | 14 | 4221     | 0000 | 9  | 5532     | 1453 | 28 |
| 9   | 3344    | 3312 | 23 | 2532     | 3111 | 18 | 2121     | -233 | -- |
| 10  | 4332    | 2211 | 18 | 2333     | 2355 | 26 | 132-     | 1110 | -- |
| 11  | 1322    | 2121 | 14 | 4322     | 6542 | 28 | 1123     | 2023 | 14 |
| 12  | 0112    | 2122 | 11 | 2212     | 1000 | 8  | 0112     | 0000 | 4  |
| 13  | 2021    | 1001 | 7  | 0231     | 3123 | 15 | 0000     | 3100 | 4  |
| 14  | 0234    | 3332 | 20 | 0021     | 1131 | 9  | 3231     | 2233 | 19 |
| 15  | 2433    | 1114 | 19 | 1211     | 2223 | 14 | 3222     | 1233 | 18 |
| 16  | 5433    | 3232 | 25 | 2232     | 2111 | 14 | 2332     | 2131 | 17 |
| 17  | 2333    | 3233 | 22 | 1222     | 1123 | 14 | 3110     | 0153 | 14 |
| 18  | 1120    | 1012 | 8  | 1121     | --00 | -- | 2111     | 1114 | 12 |
| 19  | 0001    | 0022 | 5  | 0221     | 1243 | 15 | 1110     | 0332 | 11 |
| 20  | 0021    | 1012 | 7  | 122-     | 2011 | -- | 3311     | 1232 | 16 |
| 21  | 1110    | 1100 | 5  | 0211     | 2012 | 9  | 2212     | 0000 | 7  |
| 22  | 0021    | 1012 | 7  | 3100     | 0022 | 8  | 0101     | 0010 | 3  |
| 23  | 2331    | 1000 | 10 | 0132     | 2120 | 11 | 0101     | 1024 | 9  |
| 24  | 0100    | 0000 | 1  | 0010     | 0010 | 2  | 0010     | 0002 | 3  |
| 25  | 0110    | 0000 | 2  | 0100     | 0022 | 5  | 3221     | 2220 | 14 |
| 26  | 1000    | 0000 | 1  | 0000     | 0001 | 1  | 0010     | 1000 | 2  |
| 27  | 1000    | 0020 | 3  | 0000     | 0000 | 0  | 0000     | 0033 | 6  |
| 28  | 0100    | 0000 | 1  | 0000     | 0010 | 1  | 0000     | 0001 | 1  |
| 29  | 0003    | 3133 | 13 | 0322     | 3130 | 14 | 3221     | 0211 | 12 |
| 30  | 1133    | 3312 | 17 | 1222     | 1225 | 17 | 0111     | 0011 | 5  |
| 31  | 2022    | 2113 | 13 |          |      |    | 3222     | 1111 | 13 |

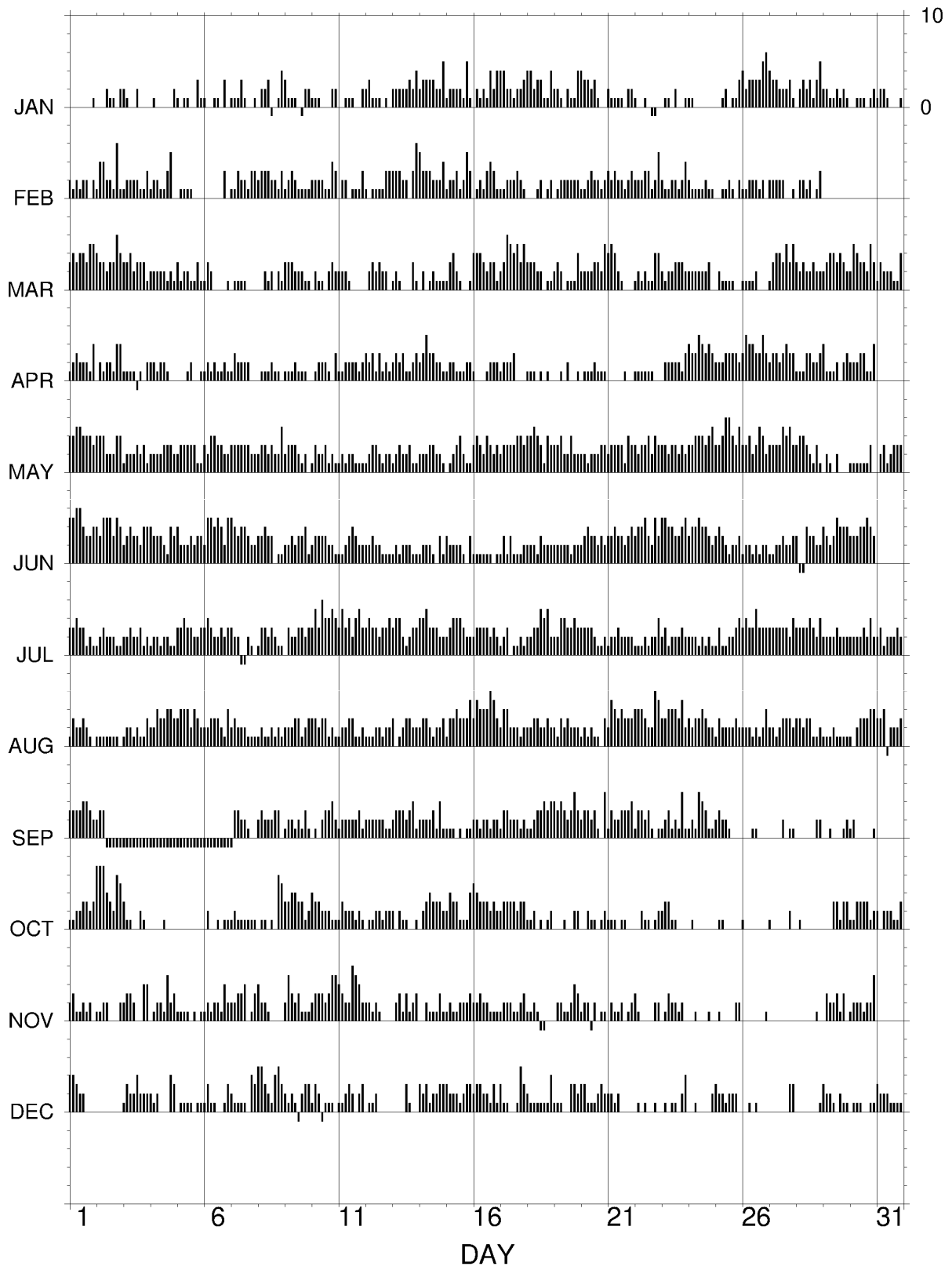


Fig. 20. K-indices in graphical form, Hornsund 2013.

### Daily Mean Values HRN 2013

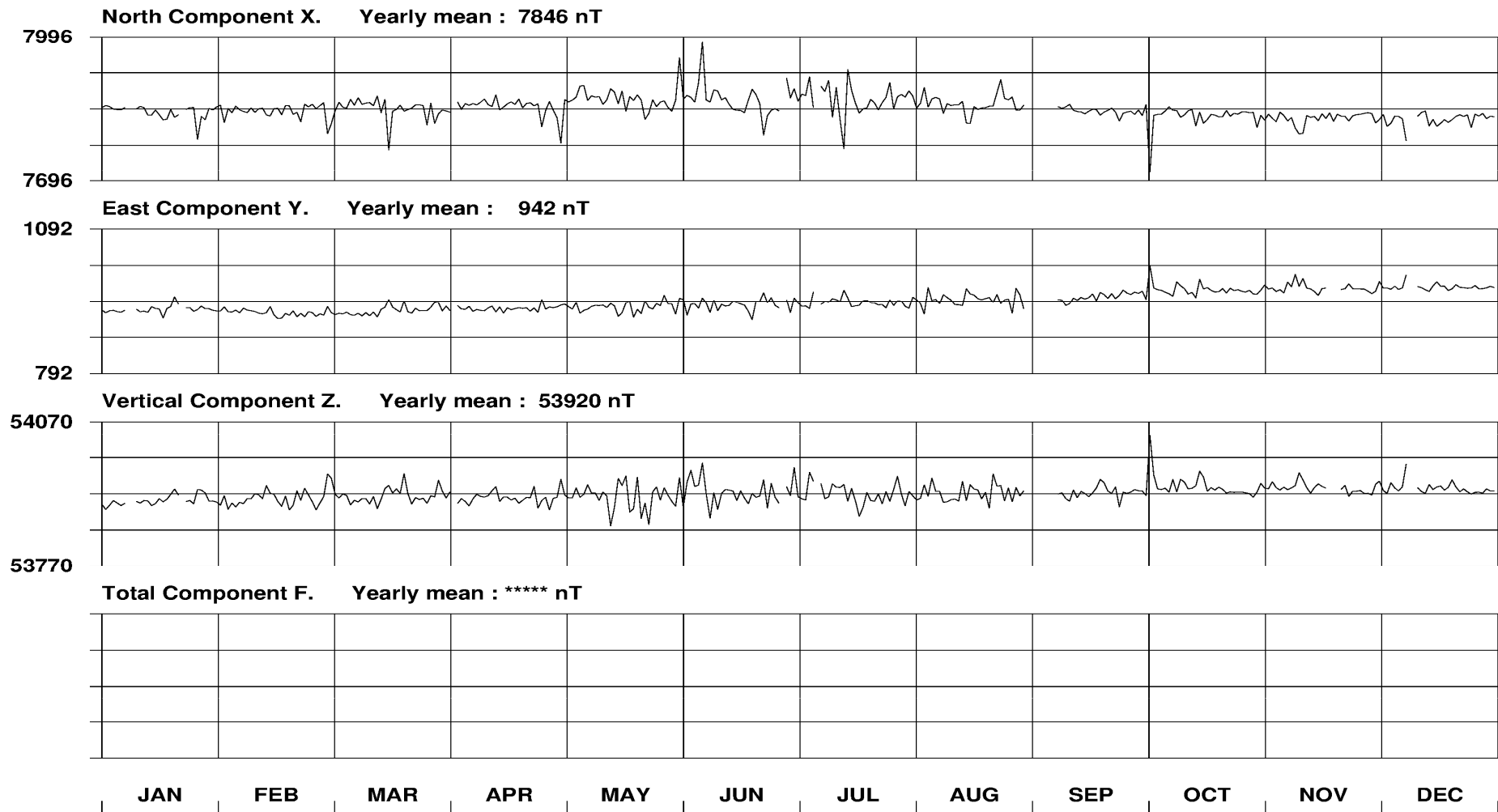


Fig. 21. Daily mean data plot for Hornsund 2013.

# HRN - Hourly Mean Values

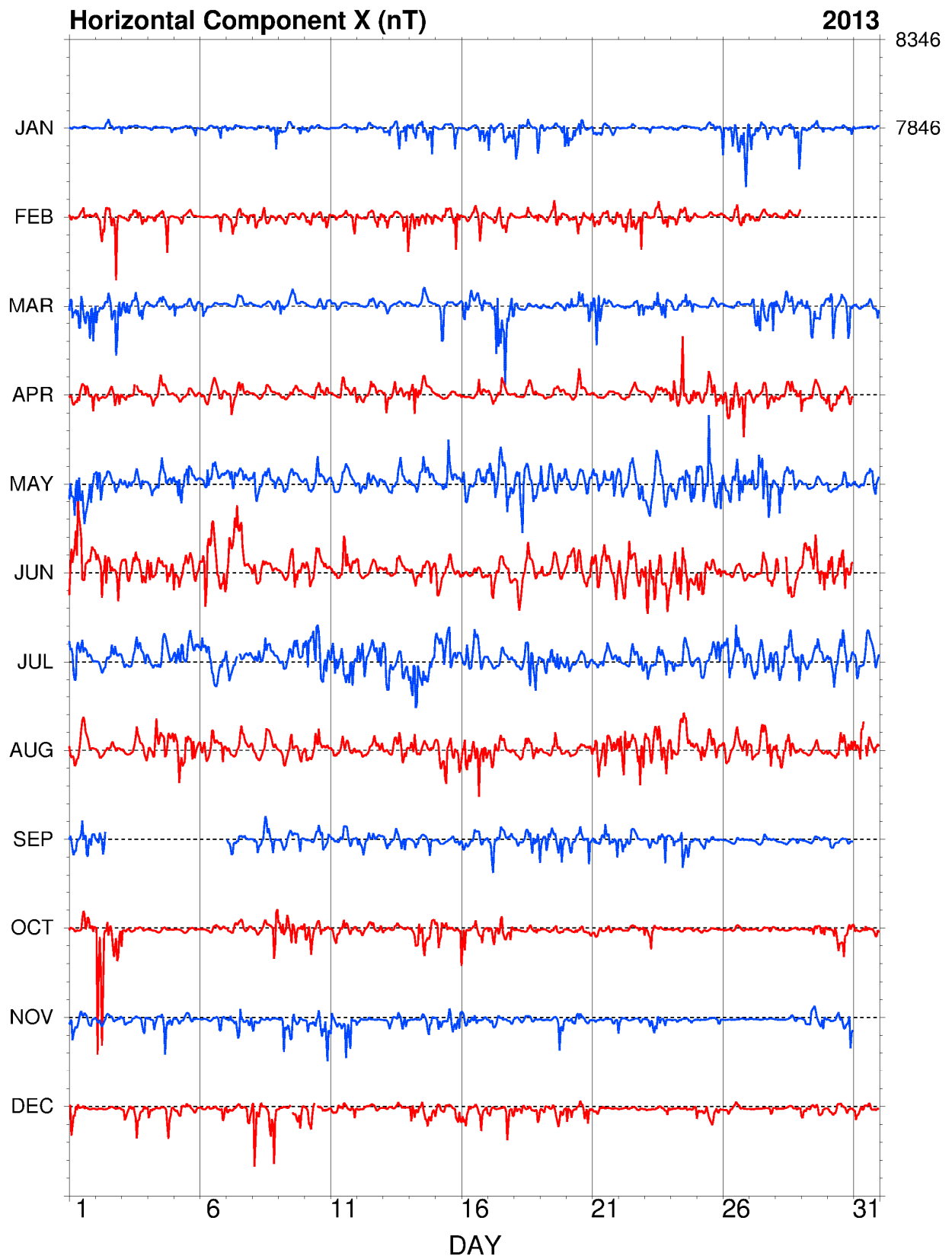


Fig. 22. Hourly mean data plot of X component for Hornsund 2013.



# HRN - Hourly Mean Values

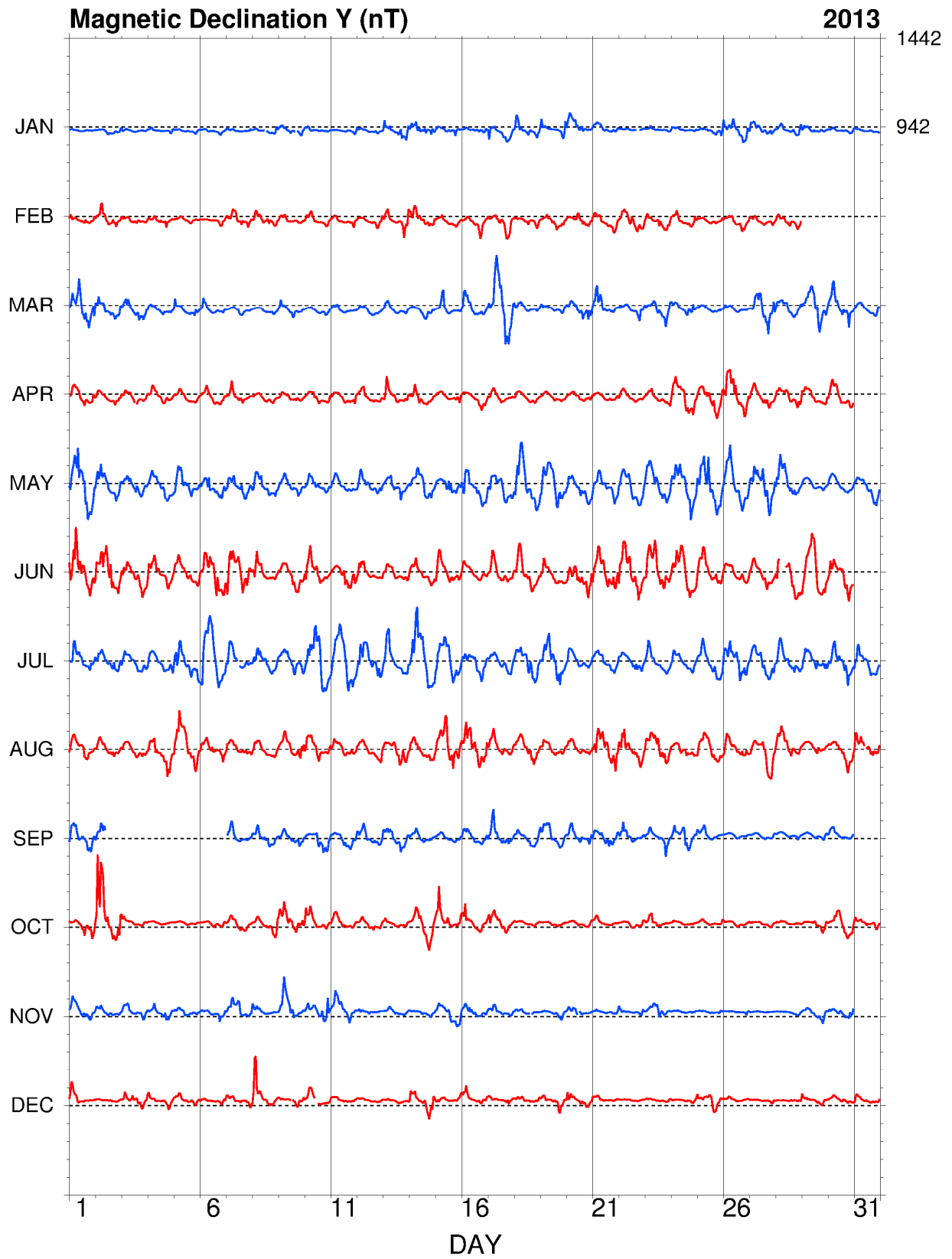


Fig. 23. Hourly mean data plot of Y component for Hornsund 2013.

# HRN - Hourly Mean Values

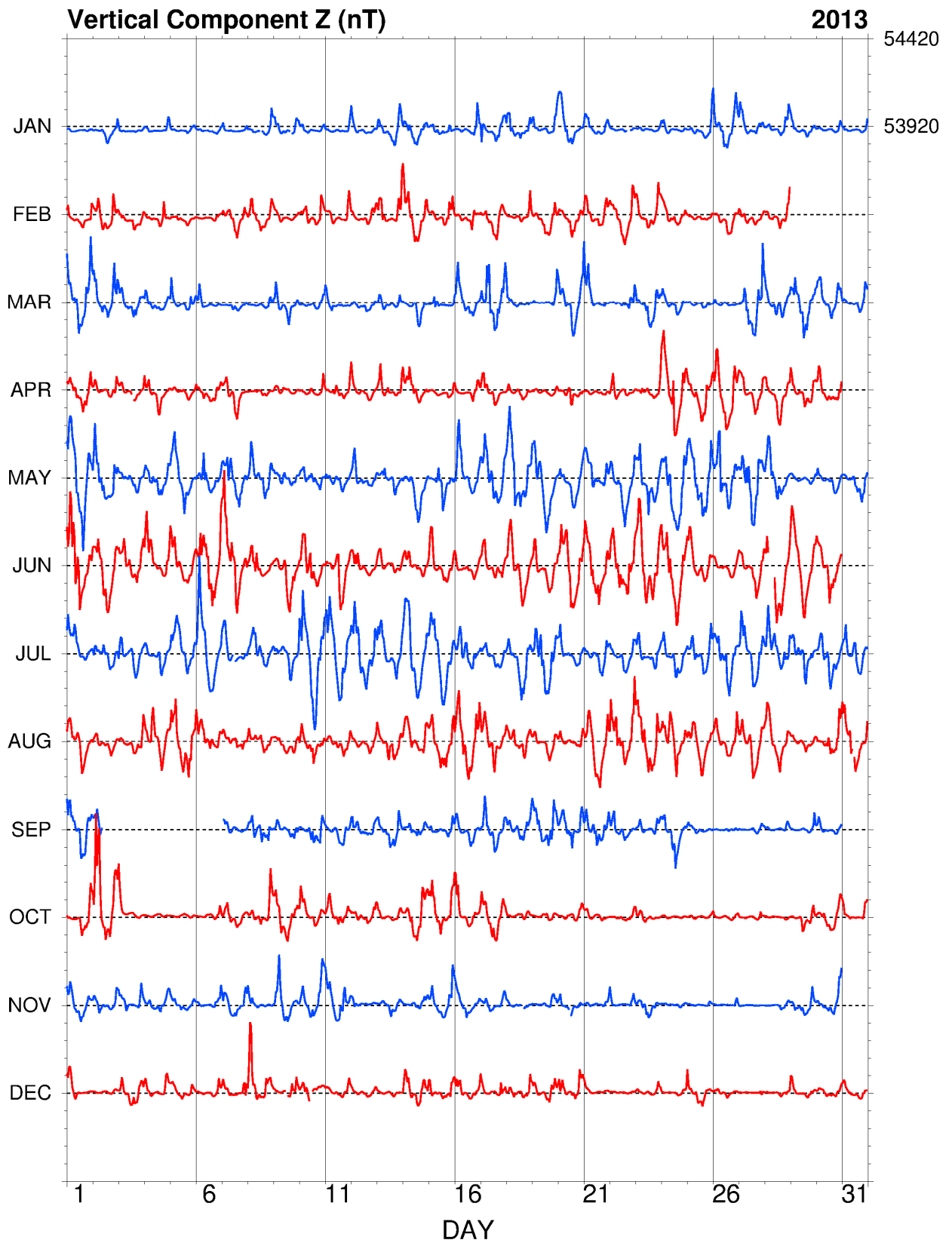


Fig. 24. Hourly mean data plot of Z component for Hornsund 2013.

## CONTENTS

|  |    |
|--|----|
| Results of Geomagnetic Observations Belsk, Hel, Hornsund, 2013 ..... | 1  |
| Tables and plots for Belsk Observatory .....                         | 12 |
| Tables and plots for Hel Observatory .....                           | 31 |
| Tables and plots for Hornsund Observatory .....                      | 47 |